

Assembly, installation and maintenance manual

Montage-, Aufbau- und Wartungsanleitung • Assemblage, manuel de montage et d'entretien • Montaje, instalación y mantenimiento • Manuale di montaggio, installazione e manutenzione • Monterings- og vedlikeholdsmanual • Monterings-, installations- och underhållsmanual • Kokoamis-, asennus- ja huolto-ohje • Vejledning for montering og vedligehold • Handleiding voor montage, installatie en onderhoud • Manual de montagem, instalação e manutenção • Návod k montáži, instalaci a údržbě • Instrukcja montażu, instalacji i konserwacji • Surinkimo, montavimo ir priežiūros vadovas • Montāžas, uzstādīšanas un apkopes rokasgrāmata • Руководство по сборке и обслуживанию • Montaaži-, paigaldus- ja säilitamise juhend



Pavilion **PA44-4254**

<p>Factory inspection by • Werkskontrolle durch • Contrôle à partir de l'usine par • Inspector de fábrica • Collaudato da • Fabrikkontroll utført av • Fabriksbesiktigat av • Tehtaan tarkastaja • Fabriks Kontrol udført af • Fabrikscontrole door • Inspeção de fábrica, por: • Zkontrolováno ve výrobním závodě • Kontrola fabryczna do • Apžiūrą gamykloje atliko • Rūpnīcas pārbaudi veicis • Заводской контроль • Tehase kontroll teostatud:</p> <p>.....</p>	<p>Date • Datum • Date • Fecha • Data • Dato • Datum • Päiväys • Dato • Datum • Data • Datum • Data • Datums • Data • Дата • Kuupäev:</p> <hr/> <p>Pack number • Pack Nr. • Packet n° • Bulto N° • Pacco N. • Serienr • Produktionsnummer • Pakettinro • Pakke nr. • Pak nr. • Número de embalagem • Číslo balení • Numer opakowania • Pakuotės numeris • Iepakojuma numurs • Упаковочный номер • Pakinumber:</p>
--	---



www.palmako.ee/information-hub

English: Before installing and using the product, please read the instructions and warranty terms at www.palmako.ee/information-hub to guarantee proper installation and long-lasting performance.

Deutsch: Wichtig! Bitte vor Aufbau und Nutzung des Produkts unbedingt die detaillierte Montageanleitung sowie die Garantiebedingungen unter www.palmako.ee/information-hub lesen, um eine fachgerechte Montage und eine lange Funktionssicherheit zu gewährleisten.

Français: Avant d'installer et d'utiliser le produit, veuillez lire les instructions et les conditions de garantie sur www.palmako.ee/information-hub afin de garantir une installation correcte et la longévité du produit.

Español: Antes de instalar y utilizar el producto, lea las instrucciones y las condiciones de garantía en www.palmako.ee/information-hub para asegurar una instalación correcta y una larga vida útil del producto.

Italiano: Prima di installare e utilizzare il prodotto, leggere le istruzioni e le condizioni di garanzia su www.palmako.ee/information-hub per garantire una corretta installazione e prestazioni durature.

Norsk: Før montering og bruk av produktet, vennligst les monteringsanvisningene og garantivilkårene på www.palmako.ee/information-hub for å sikre korrekt montering og fremtidig holdbarhet.

Svenska: Innan du installerar och använder produkten, vänligen läs instruktionerna och garantivillkoren på www.palmako.ee/information-hub för att säkerställa korrekt installation och produktens långvariga hållbarhet

Suomi: Ennen tuotteen asentamista ja käyttämistä, lue ohjeet ja takuehdot osoitteessa www.palmako.ee/information-hub varmistaaksesi oikean asennuksen ja pitkäkestoisen toiminnan.

Русский: Перед установкой и использованием изделия ознакомьтесь с инструкцией и условиями гарантии на сайте www.palmako.ee/information-hub, чтобы гарантировать правильную установку и долговечность изделия.

Eesti: Enne toote paigaldamist ja kasutuselevõttu lugege palun juhiseid ja garantiitingimusi aadressil www.palmako.ee/information-hub, et tagada nõuetekohane paigaldus ja toote pikk eluiga.

Dansk (Oversat af AI): Læs venligst instruktionerne og garantibetingelserne på www.palmako.ee/information-hub, før du installerer og bruger produktet, for at garantere korrekt installation og langvarig ydeevne.

Dutch (Vertaald door AI): Lees vóór de installatie en het gebruik van het product de instructies en garantievoorwaarden op www.palmako.ee/information-hub om een correcte installatie en langdurige werking te garanderen

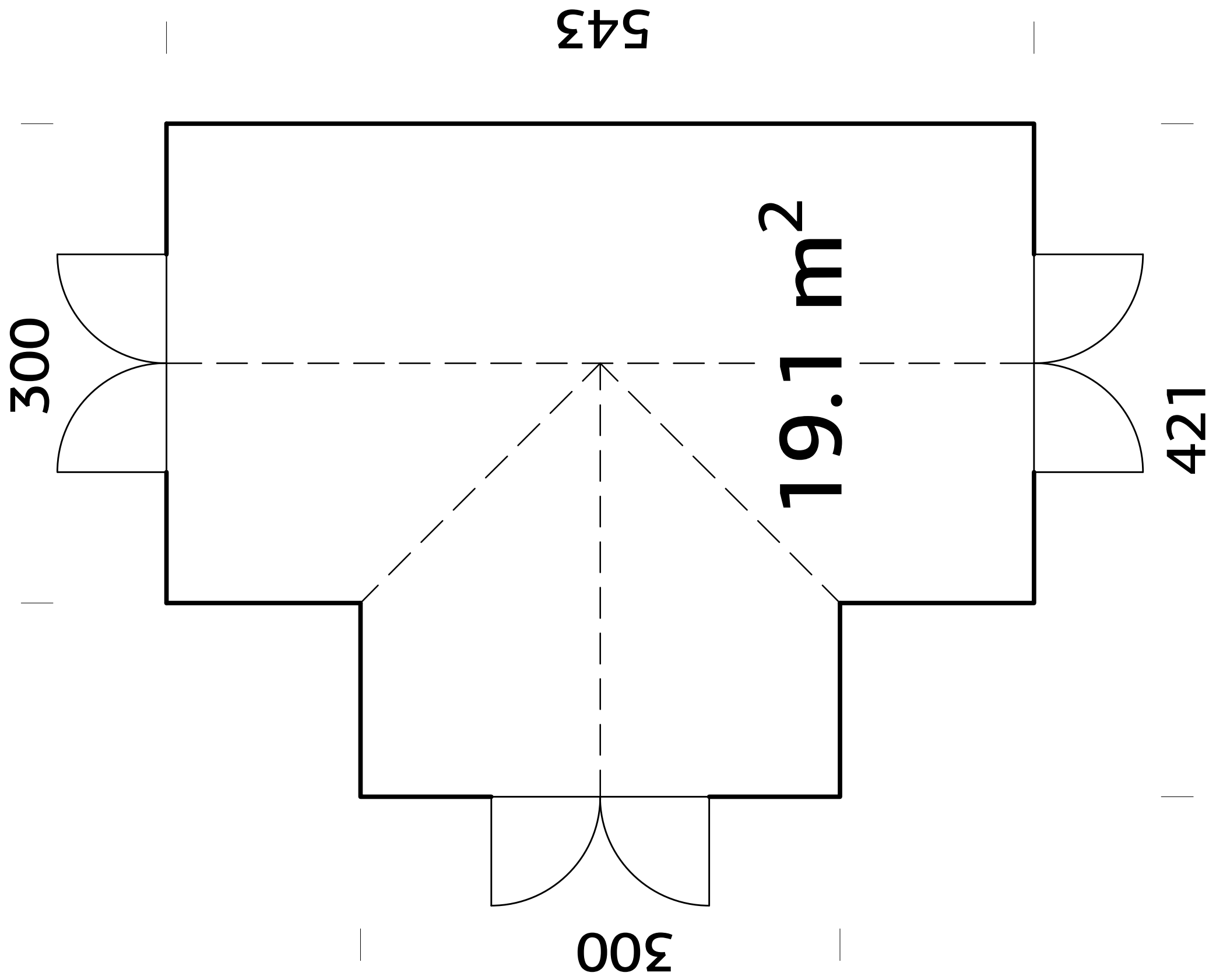
Português (Traduzido por IA): Antes de instalar e utilizar o produto, leia as instruções e os termos de garantia em www.palmako.ee/information-hub para garantir uma instalação adequada e um desempenho duradouro.































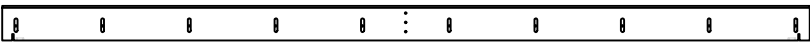

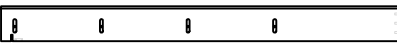

















Čeština (Přeloženo umělou inteligencí): Před instalací a použitím produktu si prosím přečtěte pokyny a záruční podmínky na www.palmako.ee/information-hub, abyste zaručili správnou instalaci a dlouhodobý výkon.

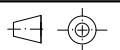
Polski (Przetłumaczone przez AI): Przed zainstalowaniem i użyciem produktu należy przeczytać instrukcję oraz warunki gwarancji dostępne na stronie www.palmako.ee/information-hub, co pozwoli zagwarantować prawidłową instalację i długotrwałą wydajność.






































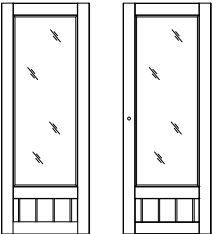
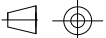
Latviešu (Mākslīgā intelekta tulkojums): Pirms produkta uzstādīšanas un lietošanas, lūdzu, izlasiet instrukcijas un garantijas noteikumus vietnē www.palmako.ee/information-hub, lai garantētu pareizu uzstādīšanu un ilgstošu darbību.


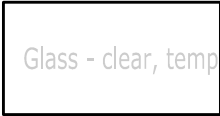






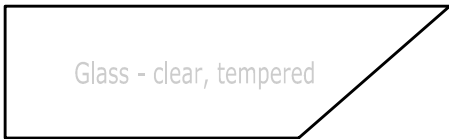


Lietuviškai (Išvertė DI): Prieš montuodami ir naudodami gaminį, perskaitykite instrukcijas ir garantijos sąlygas adresu www.palmako.ee/information-hub, kad užtikrintumėte tinkamą montavimą ir ilgalaikį veikimą.




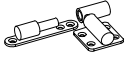
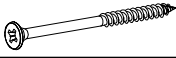
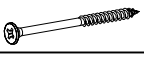







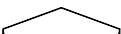
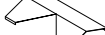

















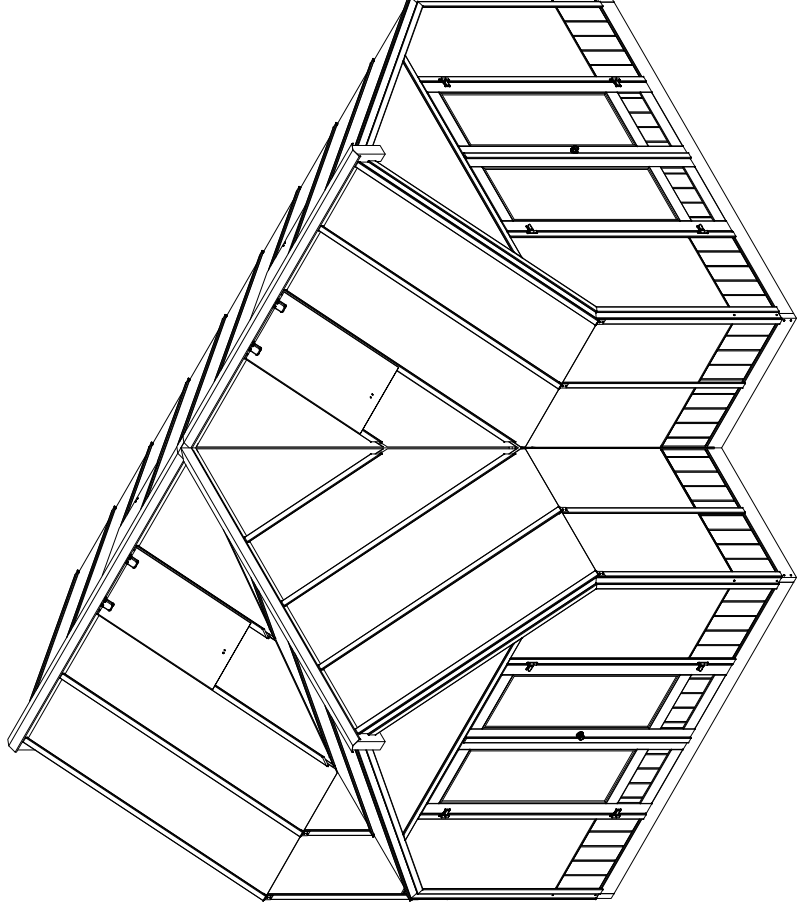
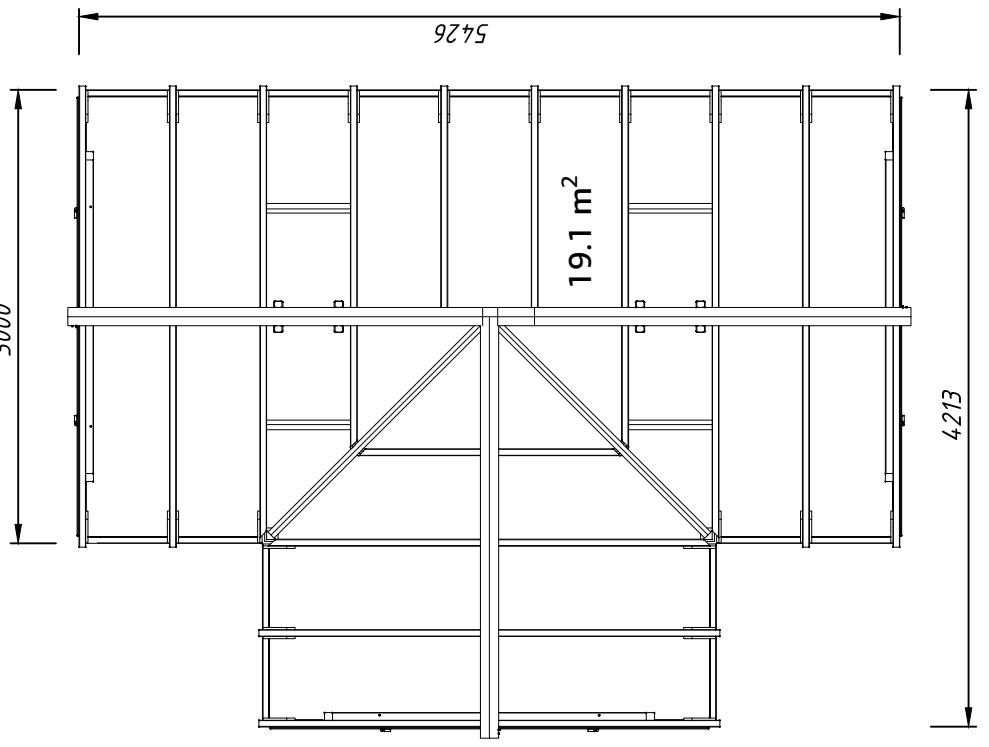
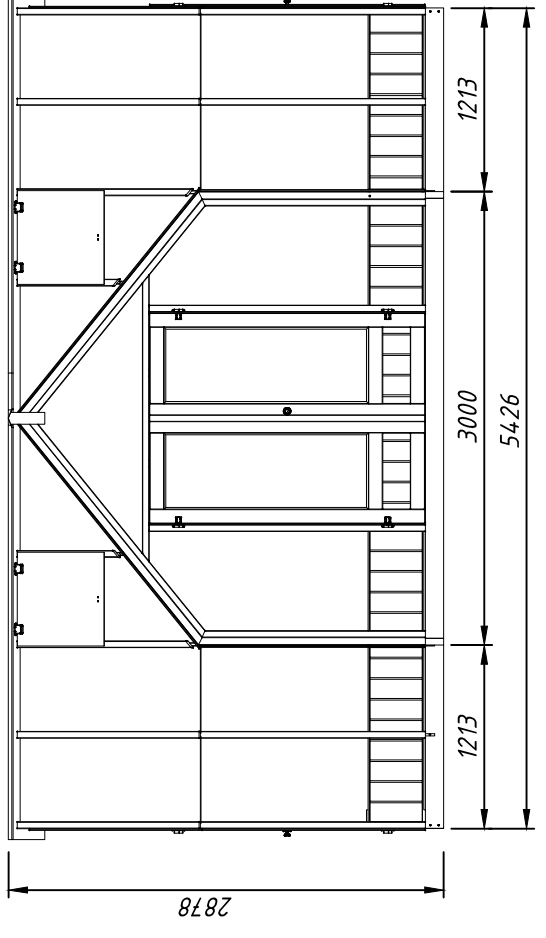
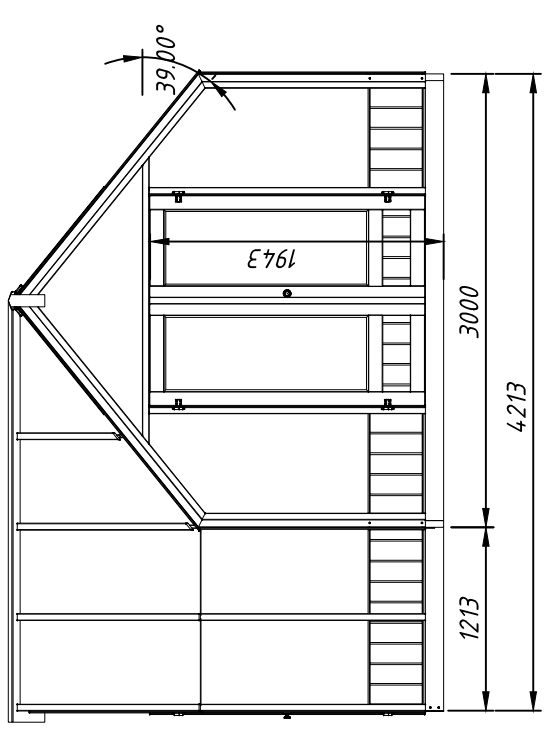
Pos	SPECIFICATION-STÜCKLISTE-NOMENCLATURE-ELEMENTI	Pcs	Profile (mm)	Length (mm)
Emilia T-shape				
1	Foundation beam 	2	 45 × 120	2713
2	Foundation beam 	3	 45 × 120	2910
3	Foundation beam 	2	 45 × 120	1213
4	Foundation beam 	2	 45 × 120	1258
42	Foundation beam 	1	 45 × 120	540
5	Post 	1	 120 × 120	1647
6	Post 	1	 120 × 120	1647
7	Corner Left 	3	 44 × 95	1502
8	Corner Right 	3	 44 × 95	1502
9	Frame 	3	 44 × 95	1893
10	Frame 	3	 44 × 95	1893
11	Frame 	3	 44 × 95	2182
12	Ridge support 	3	 44 × 91	661
13	Rafter Left 	3	 44 × 95	1879
14	Rafter Right 	3	 44 × 95	1879
15	Ridge LONG 	1	 80 × 240	5574
16	Ridge SHORT 	1	 80 × 240	2747
17	Valley rafter 	1	 56 × 180	2376
18	Valley rafter 	1	 56 × 180	2376
19	Frame Side 	12	 44 × 95	1562
20	Rafter 	12	 44 × 95	1879
21	Valley jack 	2	 44 × 95	1877
22	Valley jack 	2	 44 × 95	1877
23	Valley jack 	2	 44 × 95	1155
24	Valley jack 	2	 44 × 95	1155



Pos	SPECIFICATION-STÜCKLISTE-NOMENCLATURE-ELEMENTI Emilia T-Shape	Pcs	Profile (mm)	Length (mm)
25	Frame 	4	 45 x 45	554
26	Corner 	34	 15 x 173	360
27	Rafter connection 	1	 45 x 12	3035
28	Rafter connection 	6	 45 x 12	1236
29	Slat - side 	18	 45 x 12	1502
30	Slat - roof 	18	 45 x 12	1910
31	Slat - roof 	2	 45 x 12	1829
32	Slat - roof 	2	 45 x 12	1829
33	Slat - roof 	2	 45 x 12	1059
34	Slat - roof 	2	 45 x 12	1059
35	Slat - side 	3	 45 x 12	1894
37	Slat - side 	12	 45 x 12	1827
38	Slat - side 	6	 45 x 12	1383
39	Slat - side 	6	 45 x 12	1814
40	Slat - side 	6	 45 x 12	1478
41	Slat - side 	2	 45 x 12	1502
EL1		657 x 390 x 45		6
EL2		1144 x 390 x 45		2
EL3		1144 x 390 x 45		2
EL4		2968 x 390 x 45		1
EL5		2392 x 390 x 45		1
KUL-145 KUL-145-2		696 x 1818 x 40		3+3
	Object name Emilia T-Shape	Page 2 / 4		

Pos.	Description	Measures (mm)	Pcs
401	 Glass - clear, tempered	578 x 1895 x 4	11
402	 Glass - clear, tempered	578 x 1115 x 4	13
403	 Glass - clear, tempered	578 x 1030 x 4	2
404	 Glass - clear, tempered	620 x 910 x 4	4
405	 Glass - clear, tempered	578 x 1895 x 4	4
406	 Glass - clear, tempered	578 x 979 x 4	2
407	 Glass - clear, tempered	700 x 1862 x 4	3
408	 Glass - clear, tempered	835 x 1074 x 4	4
409	 Glass - clear, tempered	578 x 1844 x 4	2
411	 Glass - clear, tempered	570 x 1115 x 4	4
412	 Glass - clear, tempered	680 x 1458 x 4	6

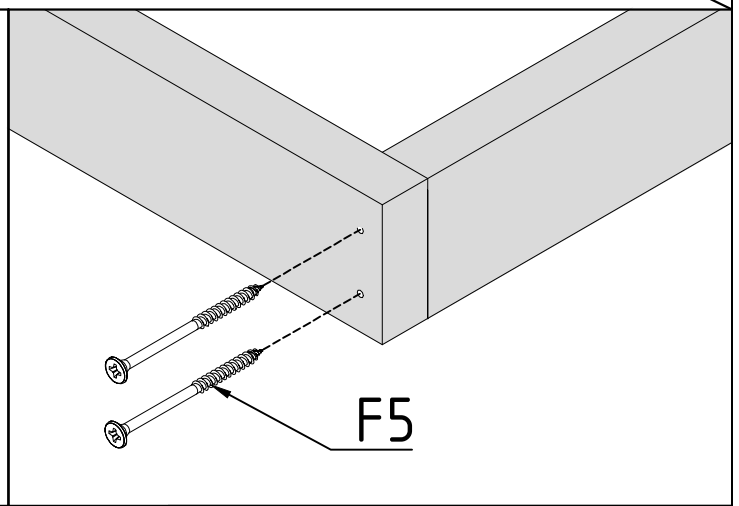
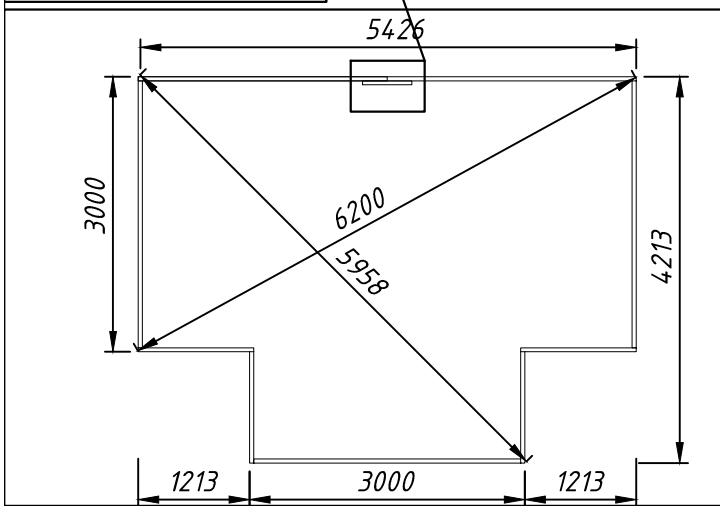
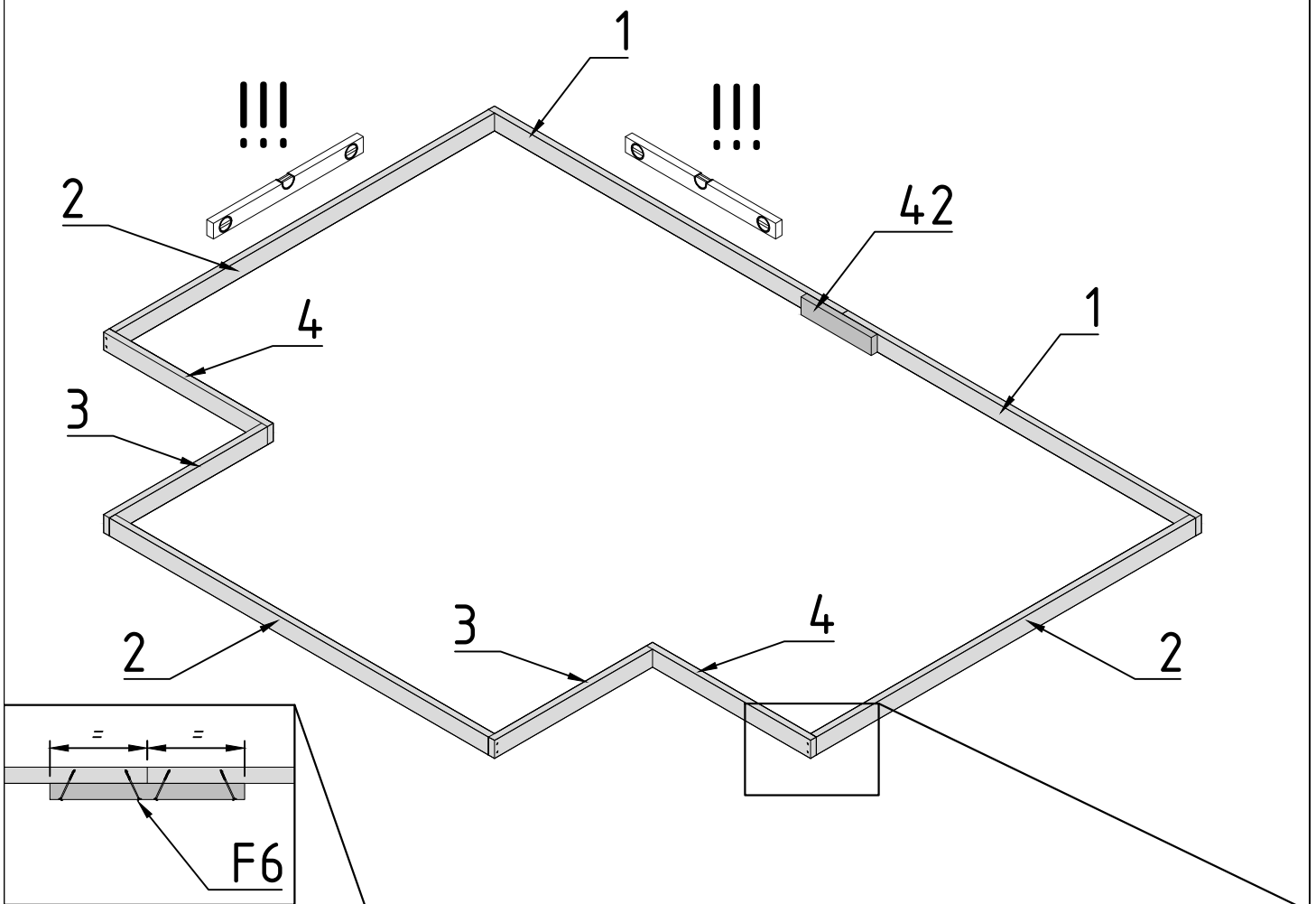
Pos.	Description	Measures (mm)	Pcs
F1	 QThermovent Thermovent 7kg	Thermovent 7kg	4
F2	 QUH55x60	55 x 60	8
F3	 QNU62x40x13	62 x 40 x 13	18
F4	 QHP15x57Zn	15 x 57	12
F5	 QKRPP6x120RVTX	Ø 6 X 120	24
F6	 QKRPP5x90RVTX	Ø 5 X 90	160
F7	 QKRYP5x55RVTX	Ø 5 X 55	440
F8	 QKRYP4_2x38RVTX	Ø 4.2 X 38	420
F9	 QKRPP3_5x40RVTX	Ø 3.5 X 40	36
F10	 QKRPP4x25RVTX	Ø 4 X 25	52
F11	 Polt M6	Ø 6 X 200	12
F12	 QMUUK6Zn	M6	14
F13	 QSE6x18Zn	Ø 6 X 18	28
F14	 YHP200x2750MU	2750x 200 x 46	3
F15a	 YHP201x300MU	300 x 201 x 48	1
F15b	 YHP201x150MU	150 x 201 x 46	1
F16	 QHA150Zn	150 mm	6
F17	 QUNAL		3 set
F18	 QRUAu		3 set
F19	 QLIKA		3 set
F20	 QT18	0.8 m	1
F21	 QR35100Zn	35 x 100	6
F22	 QKRYP3x16Zn	Ø 3 X 16	48
F23	 Polt M6	Ø 6 X 160	2
F24	 QKRKK12x200Zn	Ø 12 X 200	5
F25	 QSE12x24Zn	Ø 12 X 24	5
F26	 YNP90x2430MU	2430 x 90 x 23 mm	2
F28	 QNP150x100x40Zn	150 x 100 x 40	1
F29	 QKRPP6x180ZnTX	Ø 6 X 180	8
F30	 QKRPP2_5x16kZn	Ø 2,5 X 16	8



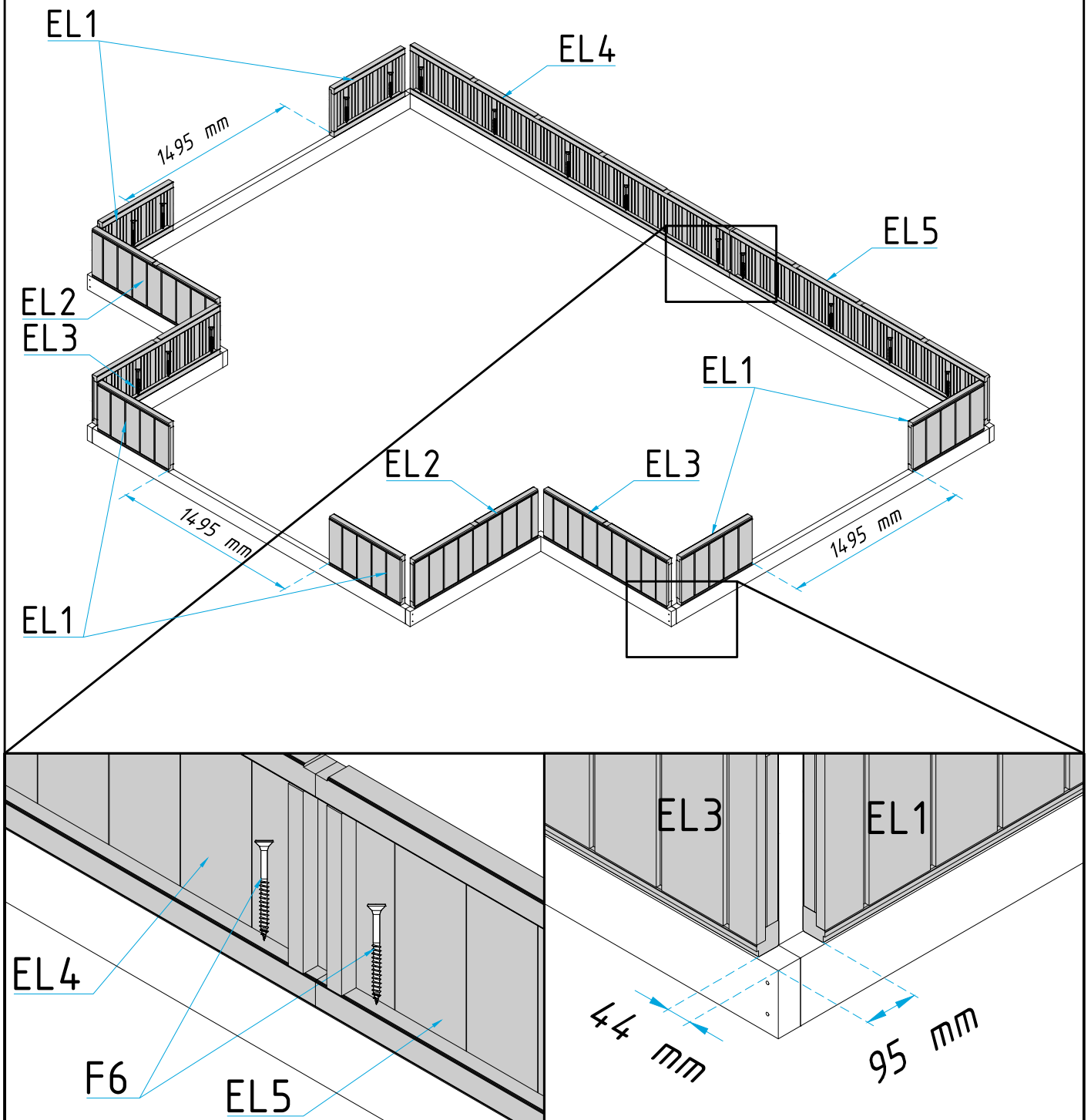
Object name	EMILIA T-SHAPE			Drawing	Elevations, plan			Scale	1:50
	AS Palmako Näituse 25, Tartu, 50409, Estonia tel. +372 73 55 530 fax. +372 73 55 544 www.palmako.com			Drawn by	007			Paper	A3
				Checked by					
				Approved by					
				Date	10.09.2021				
				Date					
				Date					
								Page	1

- det 1 - 1 pc
- det 2 - 3 pcs
- det 3 - 2 pcs
- det 4 - 2 pcs
- det 42 - 1 pc
- F5 - 16 pcs
- F6 - 8 pcs

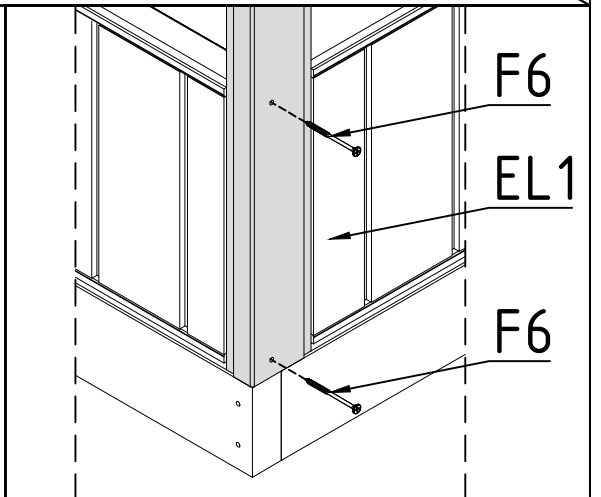
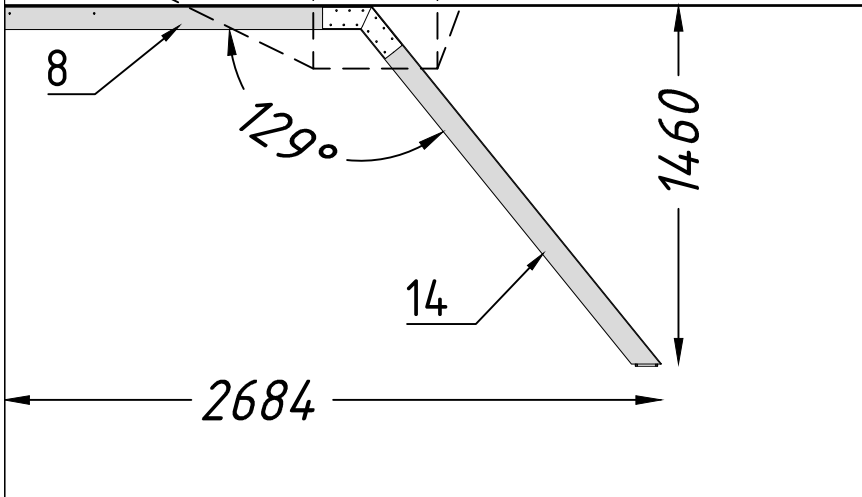
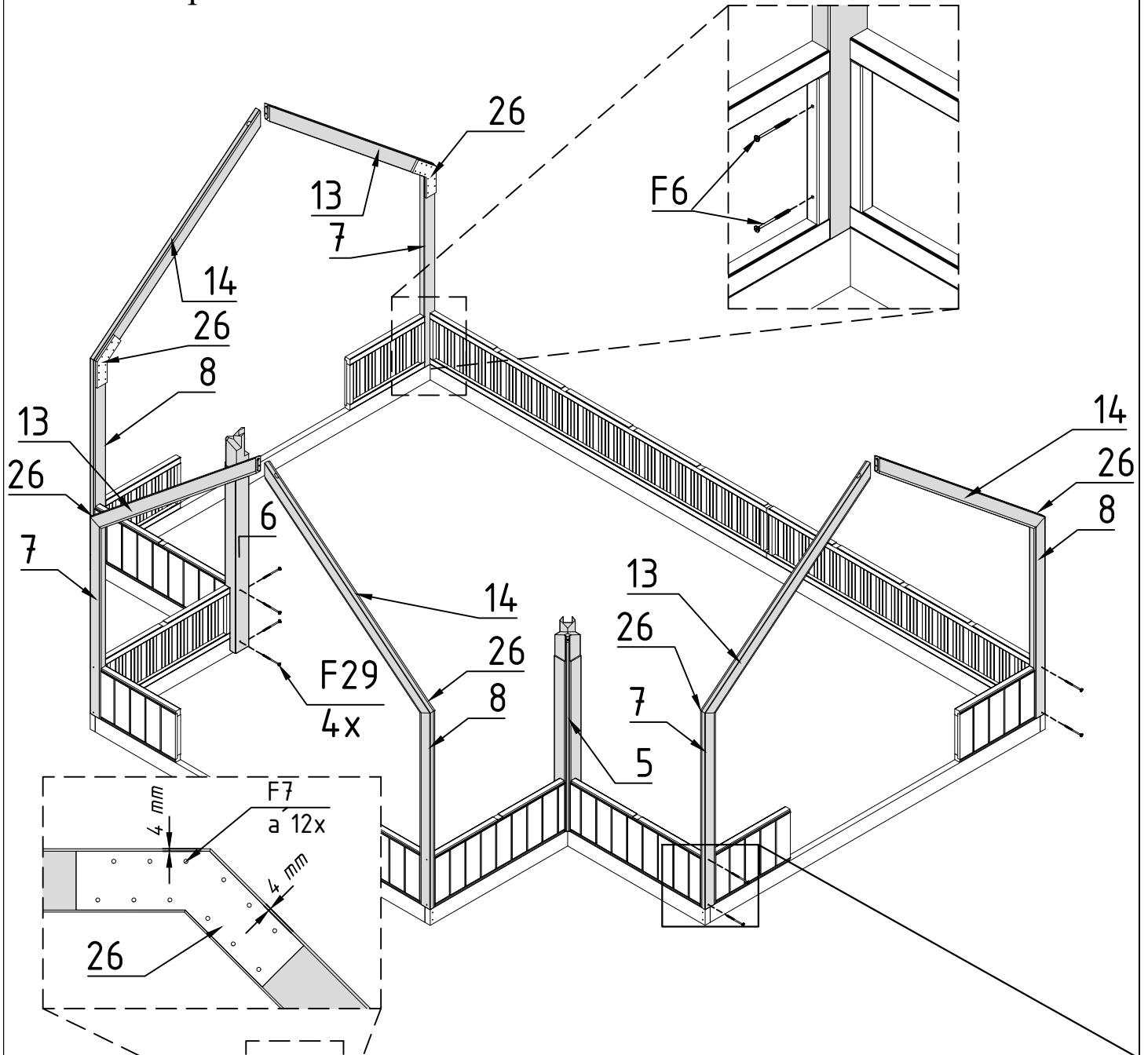
1



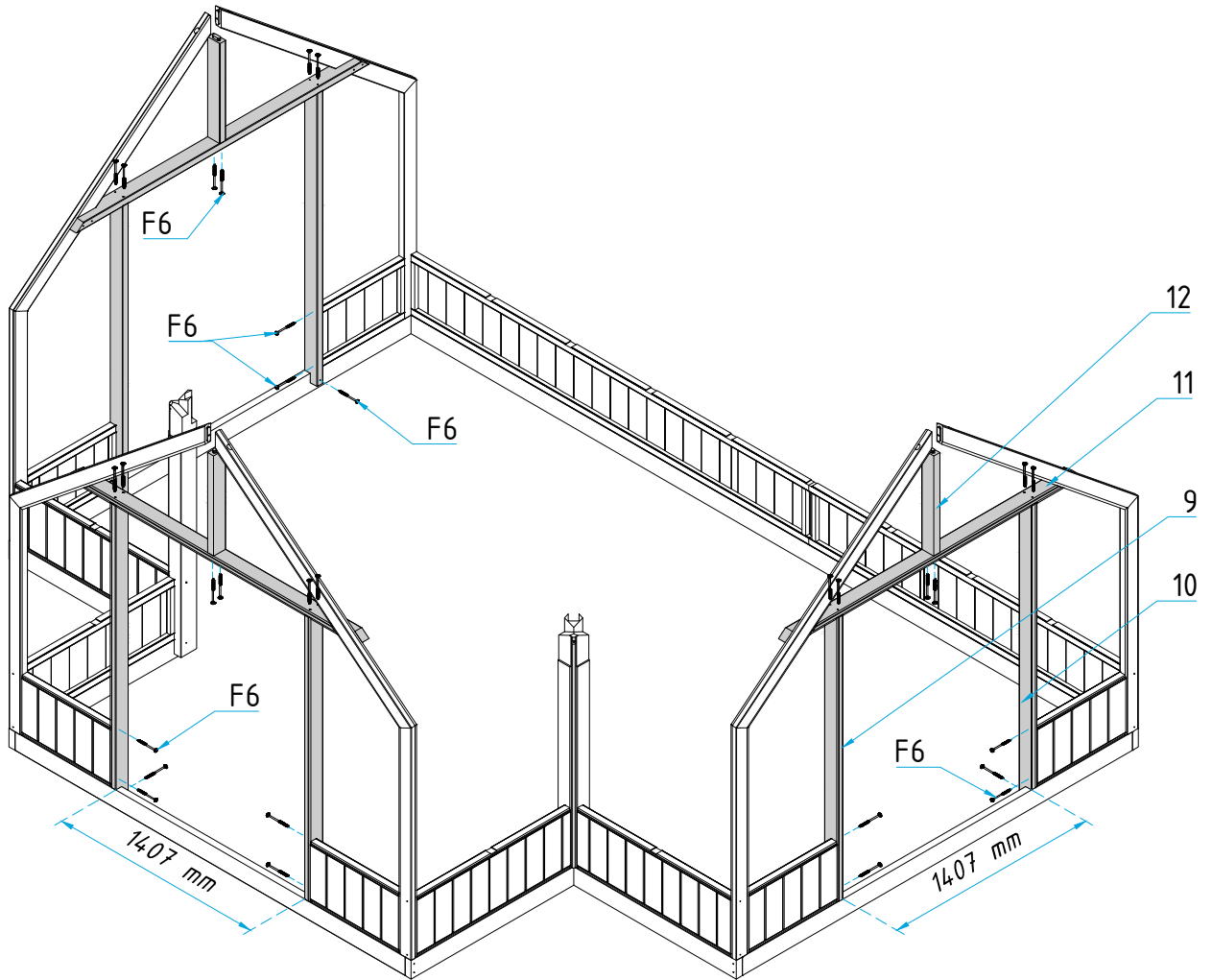
- EL 1 - 6 pcs
- EL 2 - 2 pcs
- EL 3 - 2 pcs
- EL 4 - 1 pcs
- EL 5 - 1 pcs
- F6 - 33 pcs



- det 5 - 1 pcs F6 - 24 pcs
- det 6 - 1 pcs F7 - 72 pcs
- det 7 - 3 pcs F29 - 8 pcs
- det 8 - 3 pcs
- det 13 - 3 pcs
- det 14 - 3 pcs
- det 26 - 6 pcs

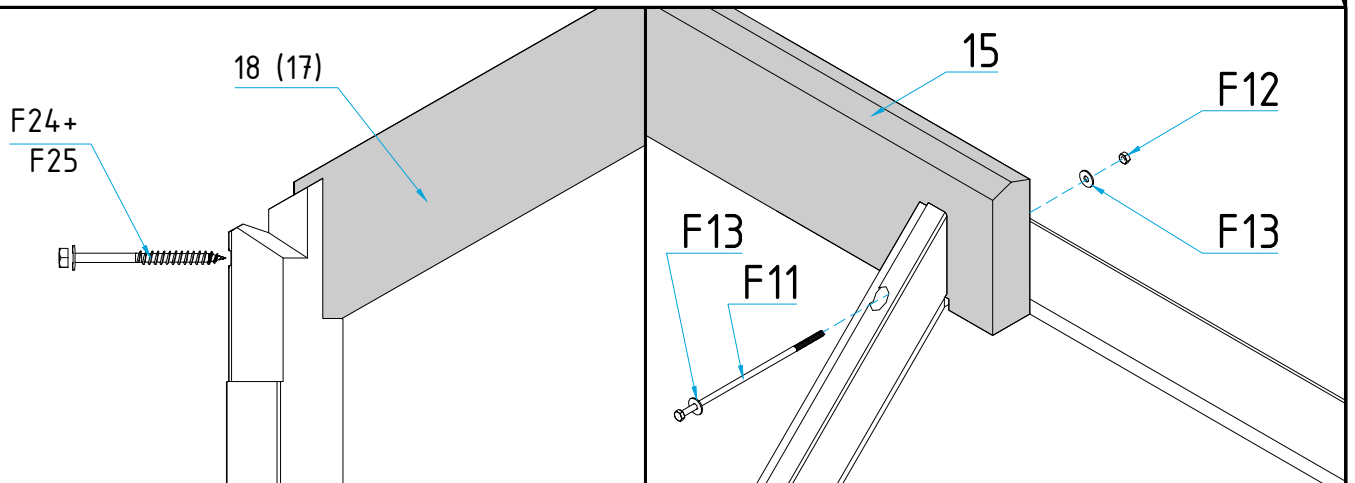
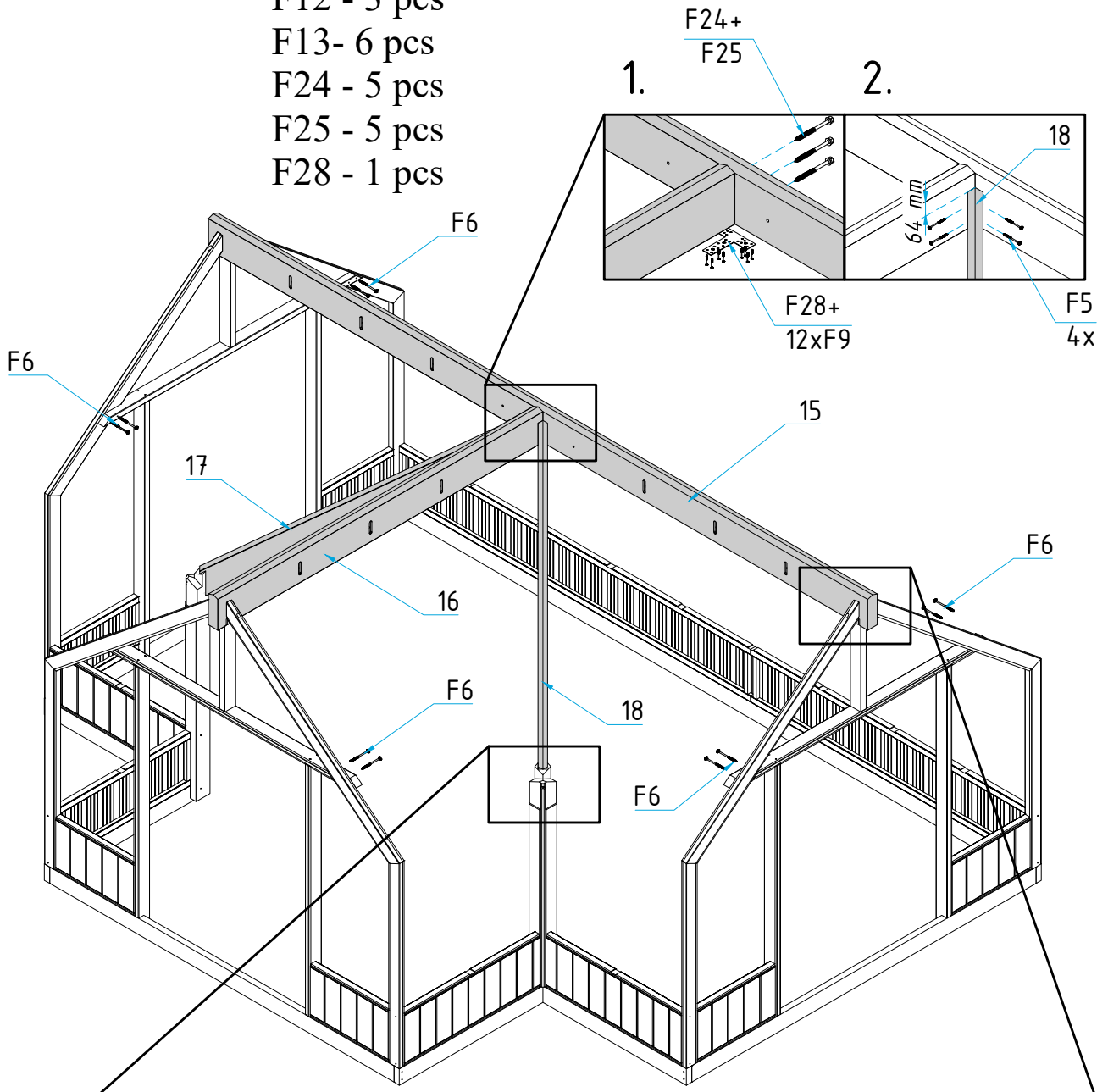


- det 9 - 3 pcs
- det 10 - 3 pcs
- det 11 - 3 pcs
- det 12 - 3 pcs
- F6 - 36 pcs



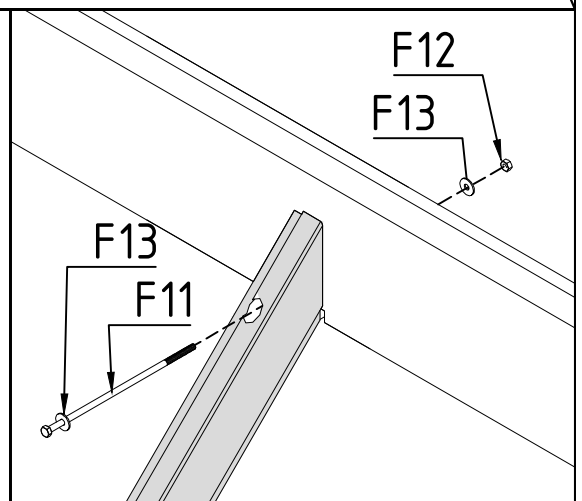
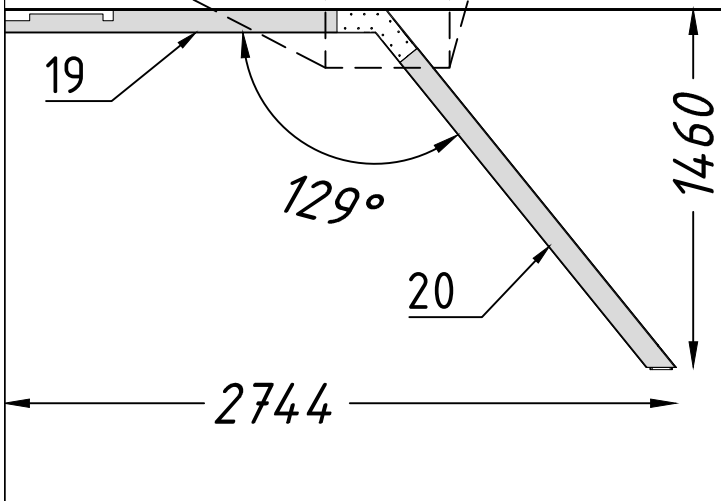
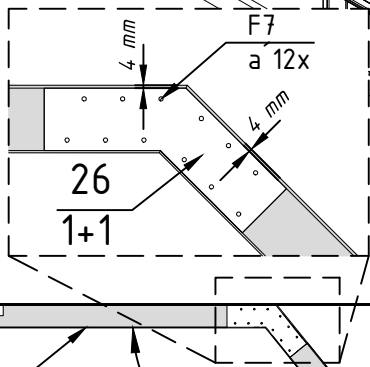
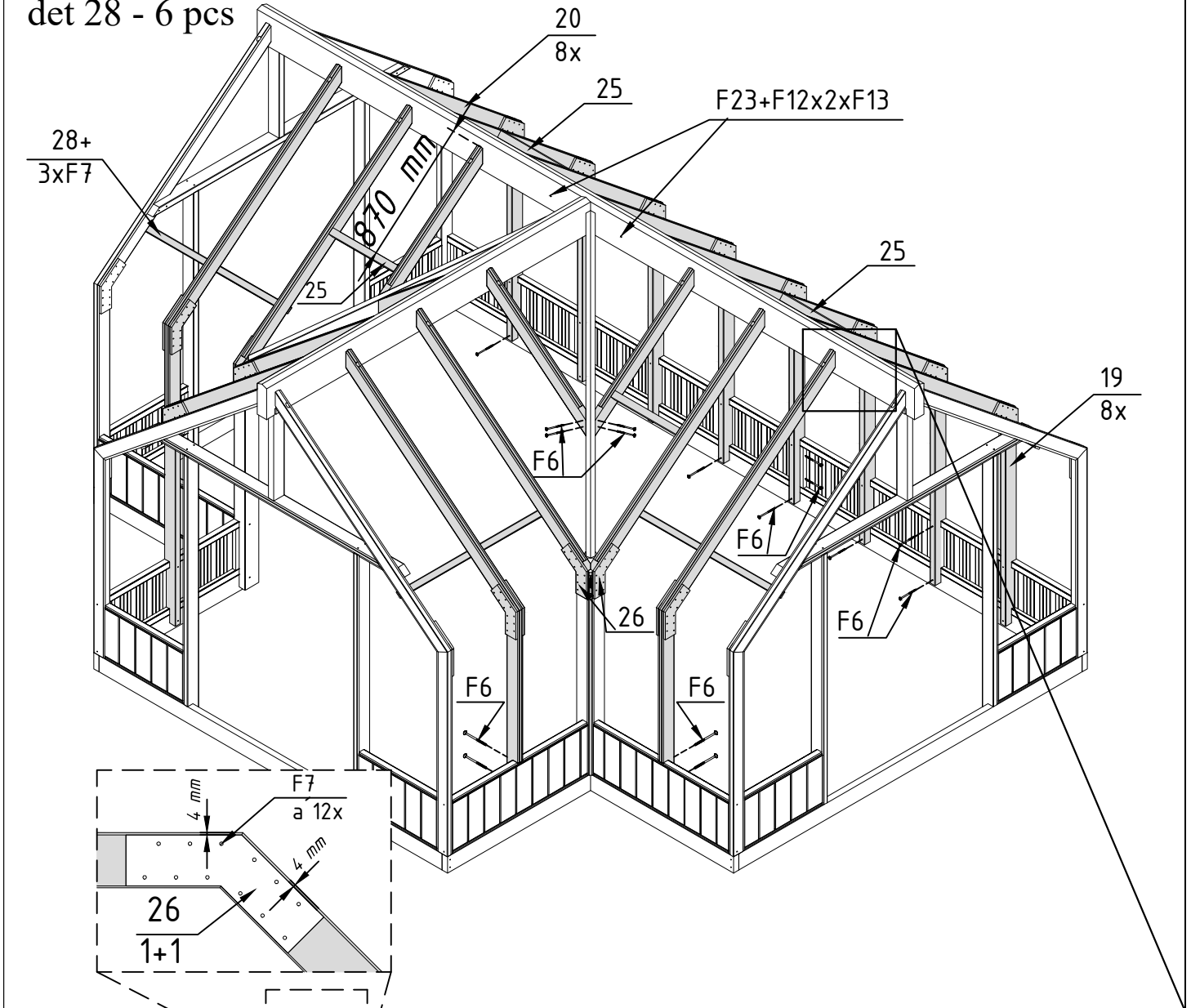
det 15 - 1 pcs
 det 16 - 1 pcs
 det 17 - 1 pcs
 det 18 - 1 pcs

F5 - 8 pcs
 F6 - 12 pcs
 F9 - 12 pcs
 F11 - 3 pcs
 F12 - 3 pcs
 F13 - 6 pcs
 F24 - 5 pcs
 F25 - 5 pcs
 F28 - 1 pcs

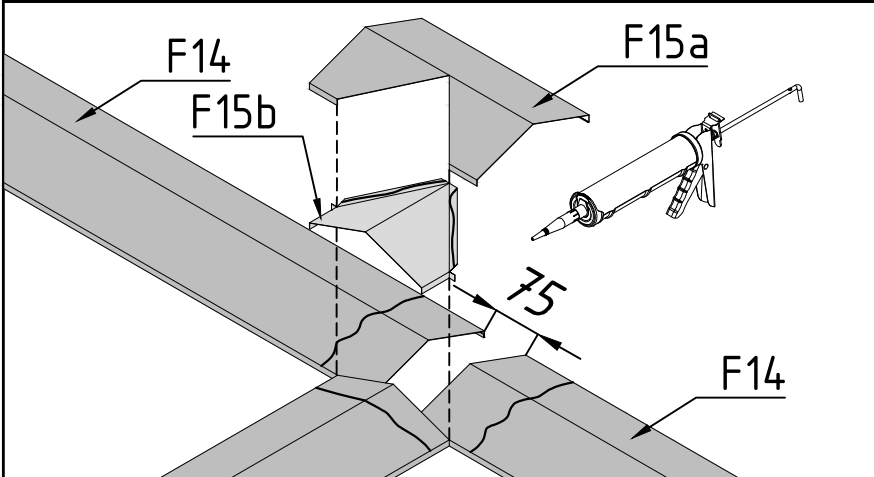
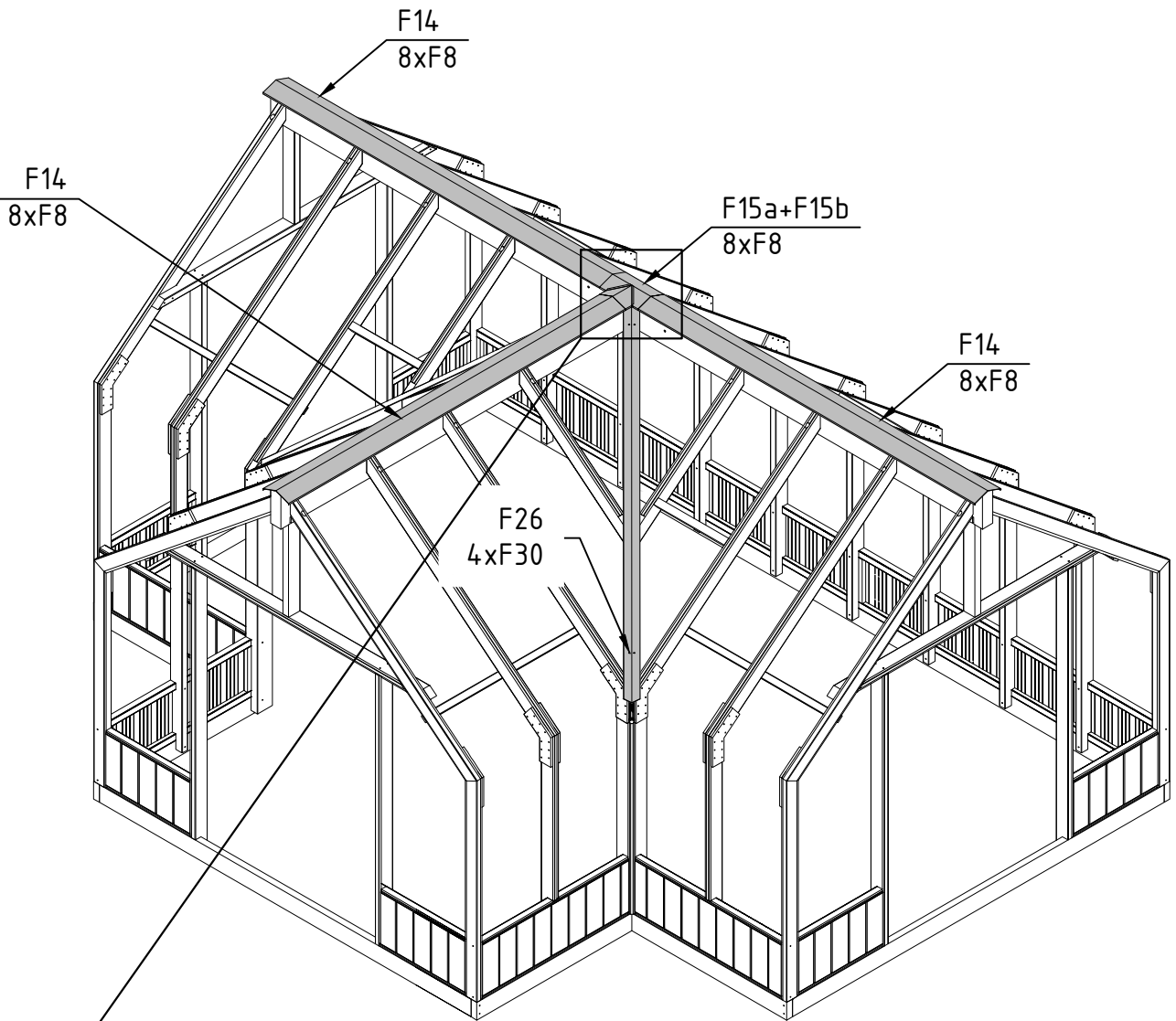


- det 19 - 12 pcs
- det 20 - 12 pcs
- det 21 - 2 pcs
- det 22 - 2 pcs
- det 23 - 2 pcs
- det 24 - 2 pcs
- det 25 - 4 pcs
- det 26 - 20 pcs
- det 27 - 1 pcs
- det 28 - 6 pcs


- F6 - 36 pcs
- F7- 360 pcs
- F11 - 9 pcs
- F12 - 11 pcs
- F13 - 22 pcs
- F23 - 2 pcs

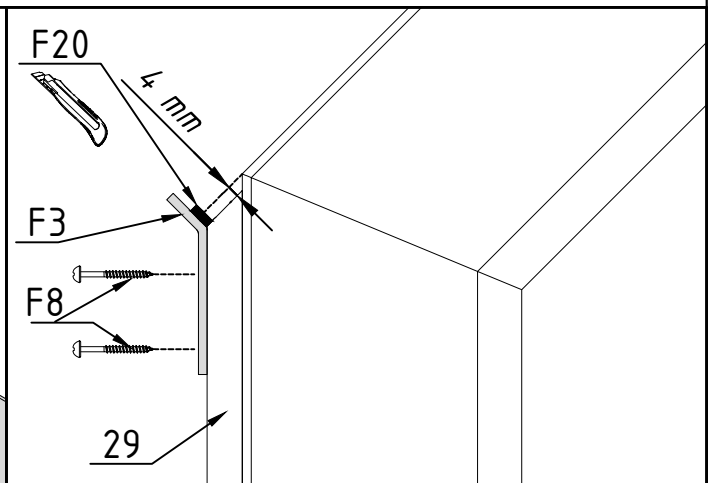
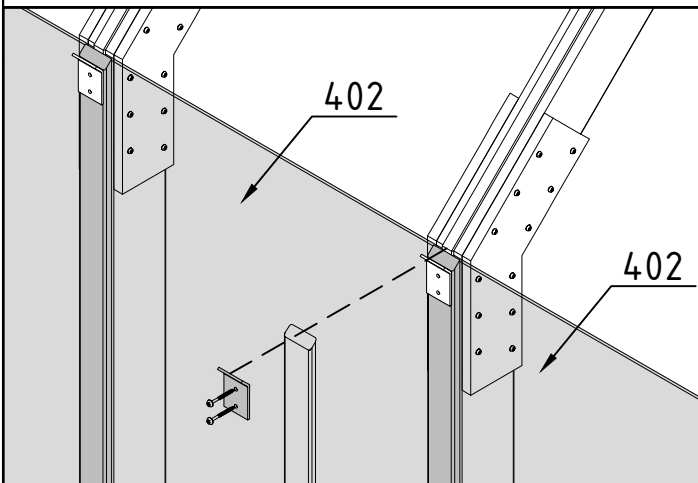
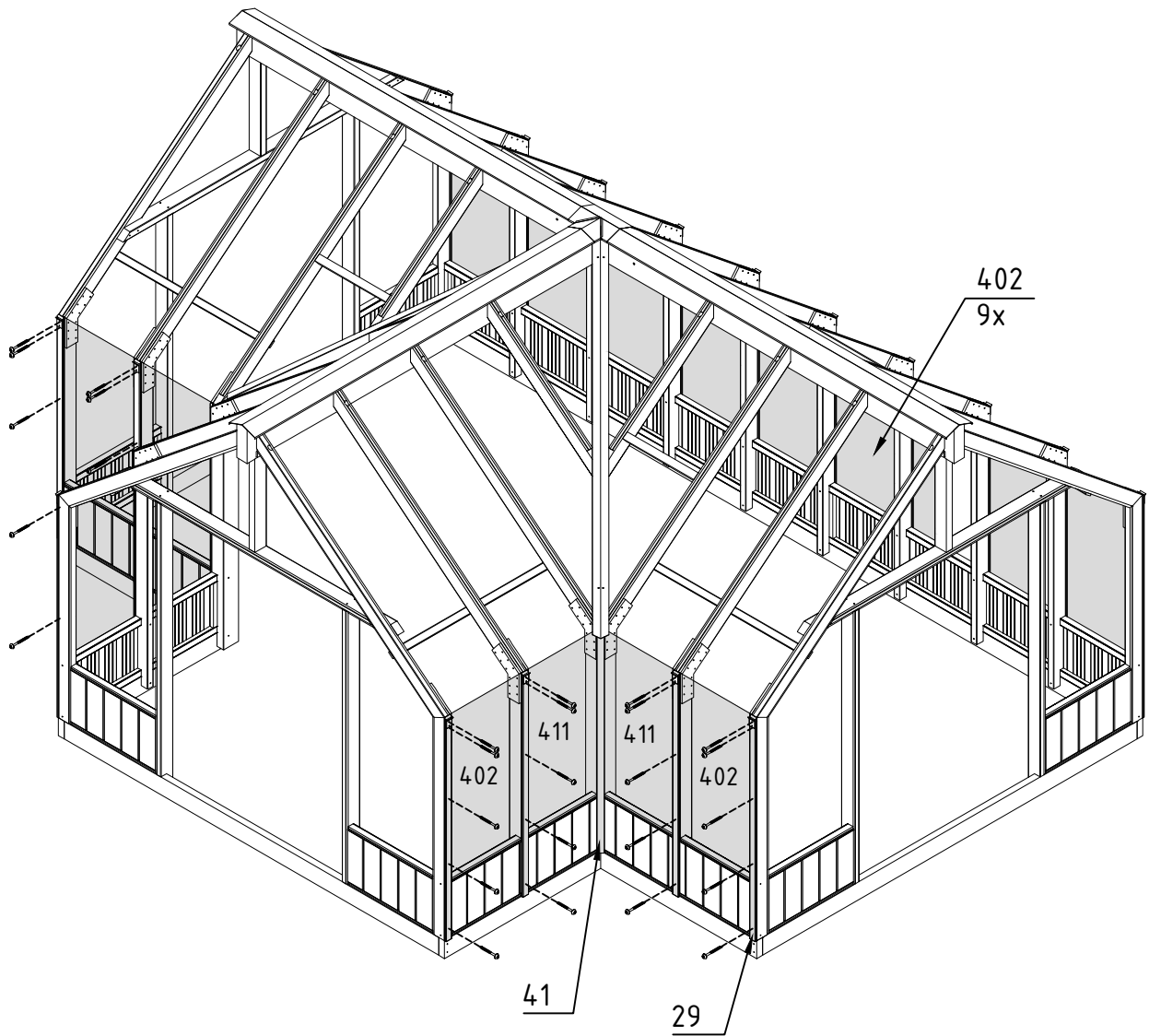


- F8 - 26 pcs
- F14 - 3 pcs
- F15a - 1 pcs
- F15b - 1 pcs
- F26 - 2pcs
- F30 - 8pcs



det 402 - 13 pcs
det 411 - 4 pcs
det 29 - 18 pcs
det 41 - 2 pcs

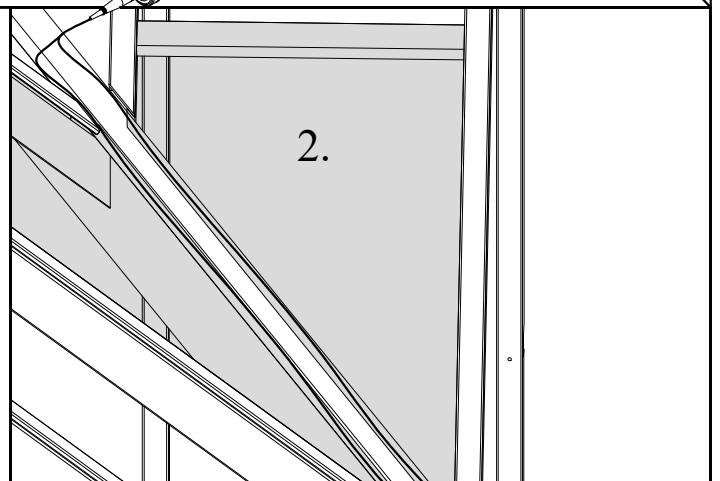
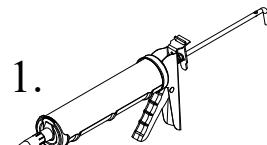
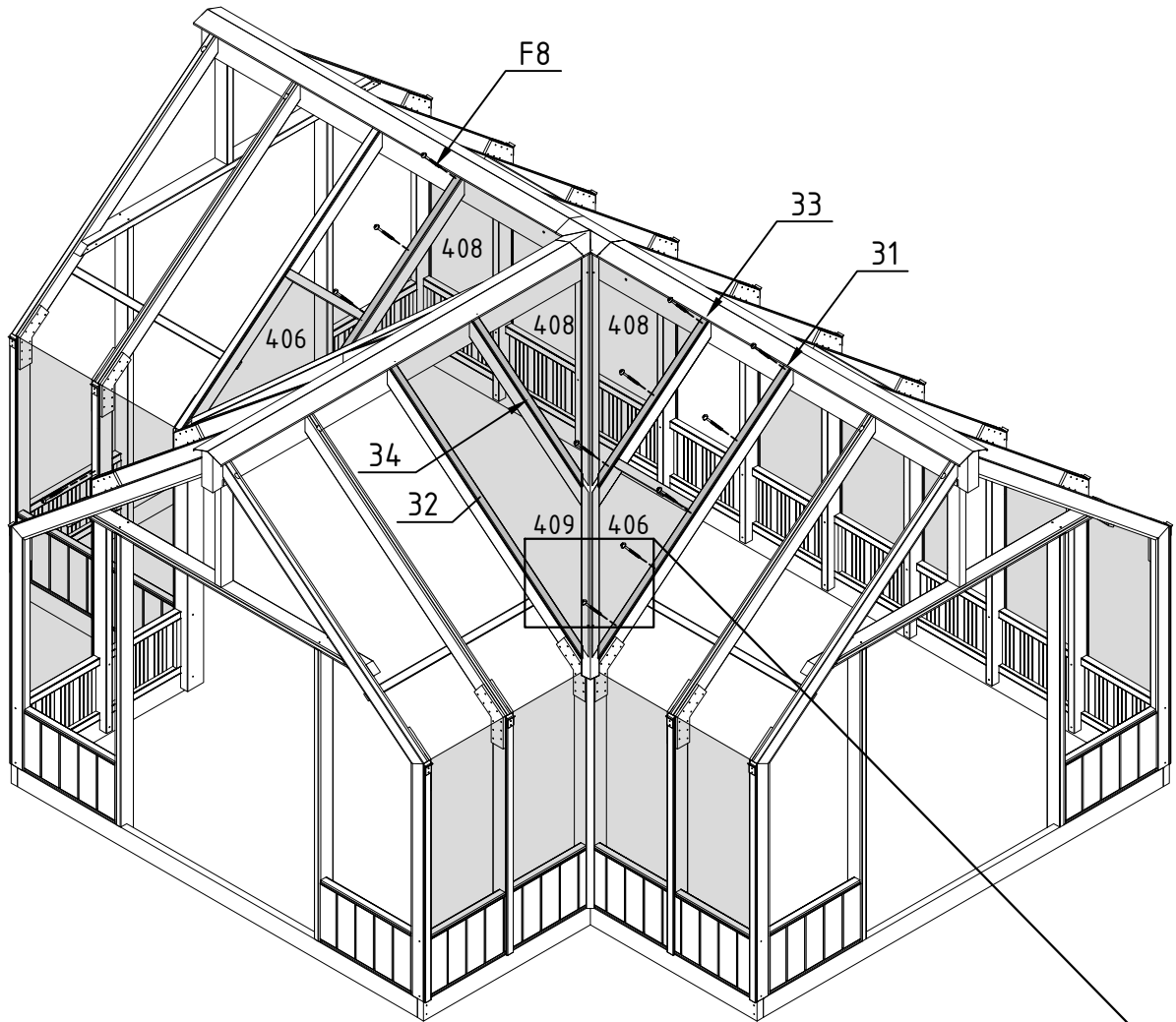
F3 - 18 pcs
F8 - 100 pcs
F20 - 18 pcs 



det 406 - 2 pcs
det 408 - 4 pcs
det 409 - 2 pcs
det 31 - 2 pcs
det 32 - 2 pcs
det 33 - 2 pcs
det 34 - 2 pcs

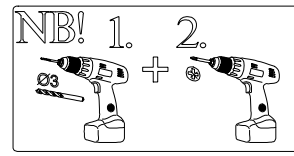
F8- 24 pcs

9

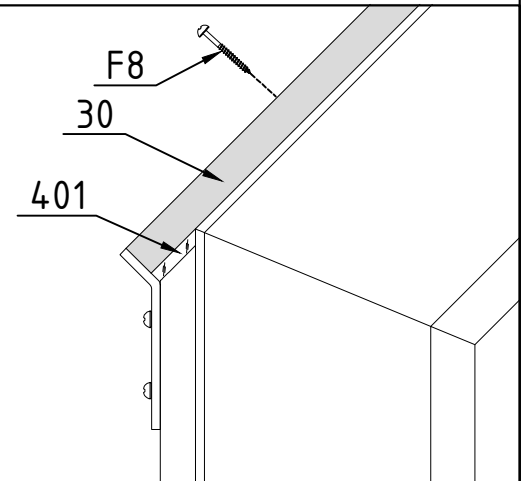
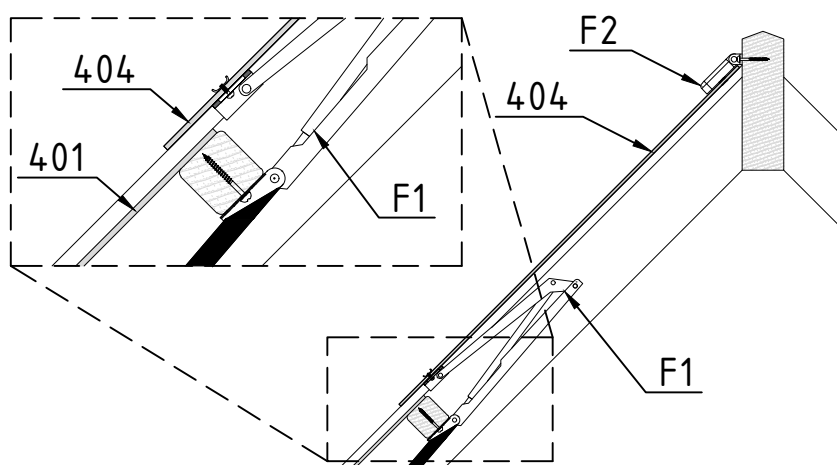
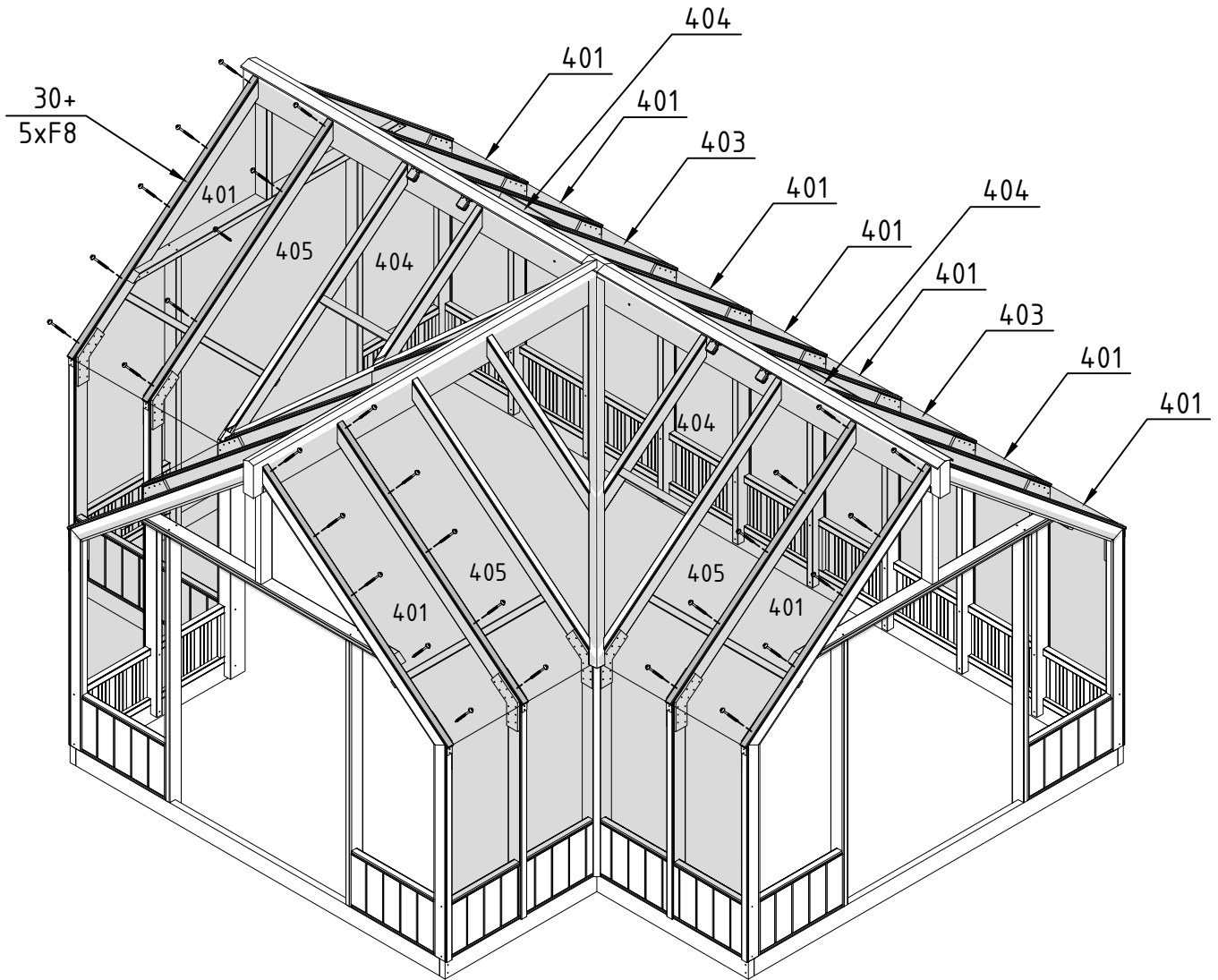


det 401 - 11 pcs
det 403 - 2 pcs
det 404 - 4 pcs
det 30 - 18 pcs
F8 - 90 pcs

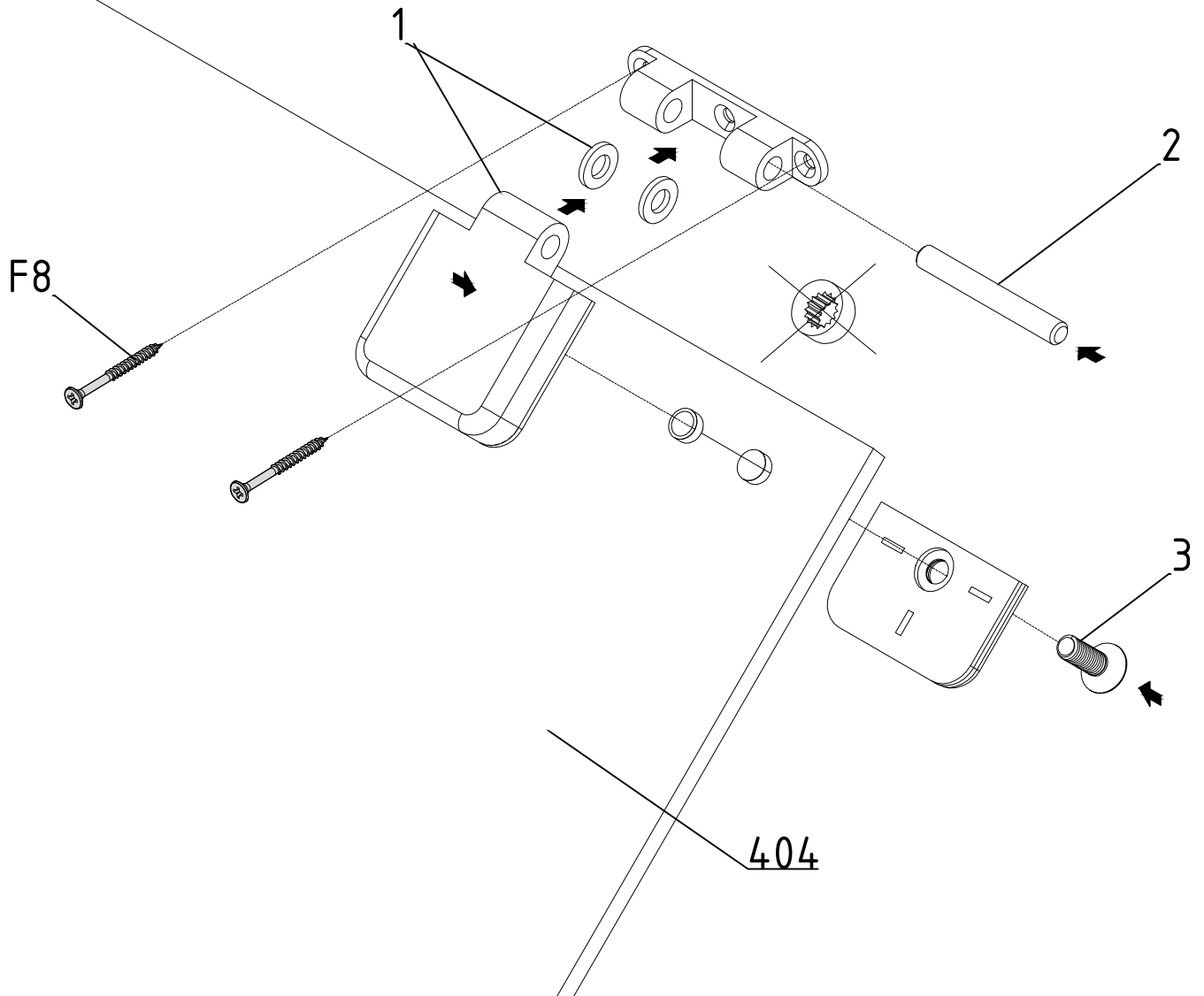
F1 - 4 pcs
F2 - 8 pcs



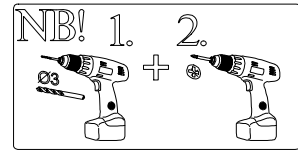
10



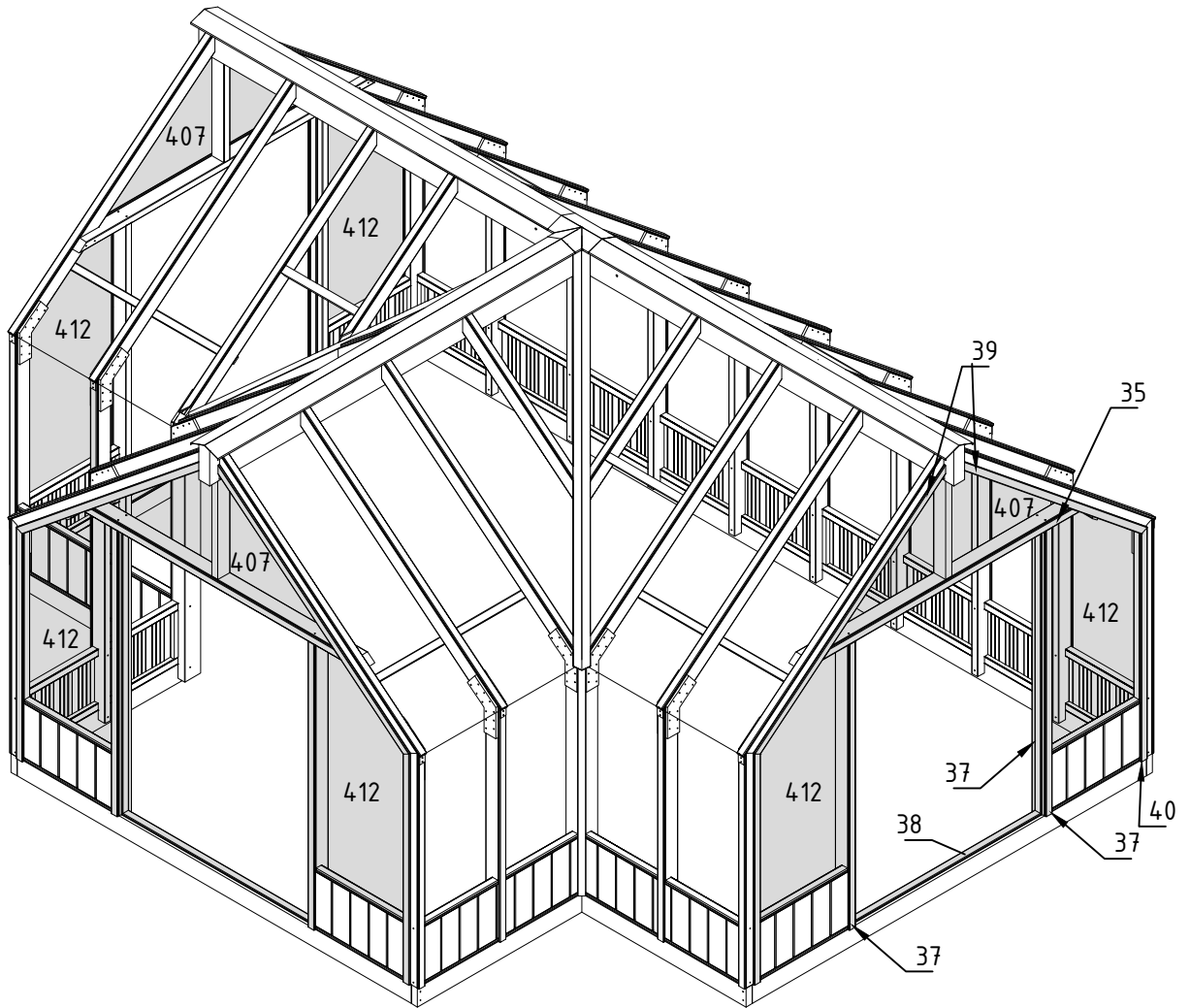
F2



det 407 - 3 pcs
det 412 - 6 pcs
det 35 - 3 pcs
det 37 - 12 pcs
det 38 - 6 pcs
det 39 - 6 pcs
det 40 - 6 pcs
F8 - 165 pcs



11



KUL-145 - 3 pcs
KUL-145-2 - 3 pcs

F4 - 12 pcs
F9 - 24 pcs
F10 - 52 pcs
F16 - 6 pcs
F17 - 3 pcs
F18 - 3 pcs
F19 - 3 pcs
F21 - 6 pcs
F22 - 48 pcs

