

Assembly, installation and maintenance manual

Montage-, Aufbau- und Wartungsanleitung • Assemblage, manuel de montage et d'entretien • Montaje, instalación y mantenimiento • Manuale di montaggio, installazione e manutenzione • Monterings- og vedlikeholdsmanual • Monterings-, installations- och underhållsmanual • Kokoamis-, asennus- ja huolto-ohje • Vejledning for montering og vedligehold • Handleiding voor montage, installatie en onderhoud • Manual de montagem, instalação e manutenção • Návod k montáži, instalaci a údržbě • Instrukcja montażu, instalacji i konserwacji • Surinkimo, montavimo ir priežiūros vadovas • Montāžas, uzstādīšanas un apkopes rokasgrāmata • Руководство по сборке и обслуживанию • Montaaži-, paigaldus- ja säilitamise juhend



Cabin **FR44-3930-3**

<p>Factory inspection by • Werkskontrolle durch • Contrôle à partir de l'usine par • Inspector de fábrica • Collaudato da • Fabrikkontroll utført av • Fabriksbesiktigat av • Tehtaan tarkastaja • Fabriks Kontrol udført af • Fabriekscontrole door • Inspeção de fábrica, por: • Zkontrolováno ve výrobním závodě • Kontrola fabryczna do • Apžiūrą gamykloje atliko • Rūpnīcas pārbaudi veicis • Заводской контроль • Tehase kontroll teostatud:</p> <p>.....</p>	<p>Date • Datum • Date • Fecha • Data • Dato • Datum • Päiväys • Dato • Datum • Data • Datum • Data • Datums • Data • Дата • Kuupäev:</p>
	<p>Pack number • Pack Nr. • Packet n° • Bulto N° • Pacco N. • Serienr • Produktionsnummer • Pakettinro • Pakke nr. • Pak nr. • Número de embalagem • Číslo balení • Numer opakowania • Pakuotės numeris • Iepakojuma numurs • Упаковочный номер • Pakinumber:</p>



www.palmako.ee/information-hub

English: Before installing and using the product, please read the instructions and warranty terms at www.palmako.ee/information-hub to guarantee proper installation and long-lasting performance.

Deutsch: Wichtig! Bitte vor Aufbau und Nutzung des Produkts unbedingt die detaillierte Montageanleitung sowie die Garantiebedingungen unter www.palmako.ee/information-hub lesen, um eine fachgerechte Montage und eine lange Funktionssicherheit zu gewährleisten.

Français: Avant d'installer et d'utiliser le produit, veuillez lire les instructions et les conditions de garantie sur www.palmako.ee/information-hub afin de garantir une installation correcte et la longévité du produit.

Español: Antes de instalar y utilizar el producto, lea las instrucciones y las condiciones de garantía en www.palmako.ee/information-hub para asegurar una instalación correcta y una larga vida útil del producto.

Italiano: Prima di installare e utilizzare il prodotto, leggere le istruzioni e le condizioni di garanzia su www.palmako.ee/information-hub per garantire una corretta installazione e prestazioni durature.

Norsk: Før montering og bruk av produktet, vennligst les monteringsanvisningene og garantivilkårene på www.palmako.ee/information-hub for å sikre korrekt montering og fremtidig holdbarhet.

Svenska: Innan du installerar och använder produkten, vänligen läs instruktionerna och garantivillkoren på www.palmako.ee/information-hub för att säkerställa korrekt installation och produktens långvariga hållbarhet

Suomi: Ennen tuotteen asentamista ja käyttämistä, lue ohjeet ja takuehdot osoitteessa www.palmako.ee/information-hub varmistaaksesi oikean asennuksen ja pitkäkestoisen toiminnan.

Русский: Перед установкой и использованием изделия ознакомьтесь с инструкцией и условиями гарантии на сайте www.palmako.ee/information-hub, чтобы гарантировать правильную установку и долговечность изделия.

Eesti: Enne toote paigaldamist ja kasutuselevõttu lugege palun juhiseid ja garantiitingimusi aadressil www.palmako.ee/information-hub, et tagada nõuetekohane paigaldus ja toote pikk eluiga.

Dansk (Oversat af AI): Læs venligst instruktionerne og garantibetingelserne på www.palmako.ee/information-hub, før du installerer og bruger produktet, for at garantere korrekt installation og langvarig ydeevne.

Dutch (Vertaald door AI): Lees vóór de installatie en het gebruik van het product de instructies en garantievoorwaarden op www.palmako.ee/information-hub om een correcte installatie en langdurige werking te garanderen

Português (Traduzido por IA): Antes de instalar e utilizar o produto, leia as instruções e os termos de garantia em www.palmako.ee/information-hub para garantir uma instalação adequada e um desempenho duradouro.

Čeština (Přeloženo umělou inteligencí): Před instalací a použitím produktu si prosím přečtěte pokyny a záruční podmínky na www.palmako.ee/information-hub, abyste zaručili správnou instalaci a dlouhodobý výkon.

Polski (Przetłumaczone przez AI): Przed zainstalowaniem i użyciem produktu należy przeczytać instrukcję oraz warunki gwarancji dostępne na stronie www.palmako.ee/information-hub, co pozwoli zagwarantować prawidłową instalację i długotrwałą wydajność.

Latviešu (Mākslīgā intelekta tulkojums): Pirms produkta uzstādīšanas un lietošanas, lūdzu, izlasiet instrukcijas un garantijas noteikumus vietnē www.palmako.ee/information-hub, lai garantētu pareizu uzstādīšanu un ilgstošu darbību.

Lietuviškai (Išvertė DI): Prieš montuodami ir naudodami gaminį, perskaitykite instrukcijas ir garantijos sąlygas adresu www.palmako.ee/information-hub, kad užtikrintumėte tinkamą montavimą ir ilgalaikį veikimą.

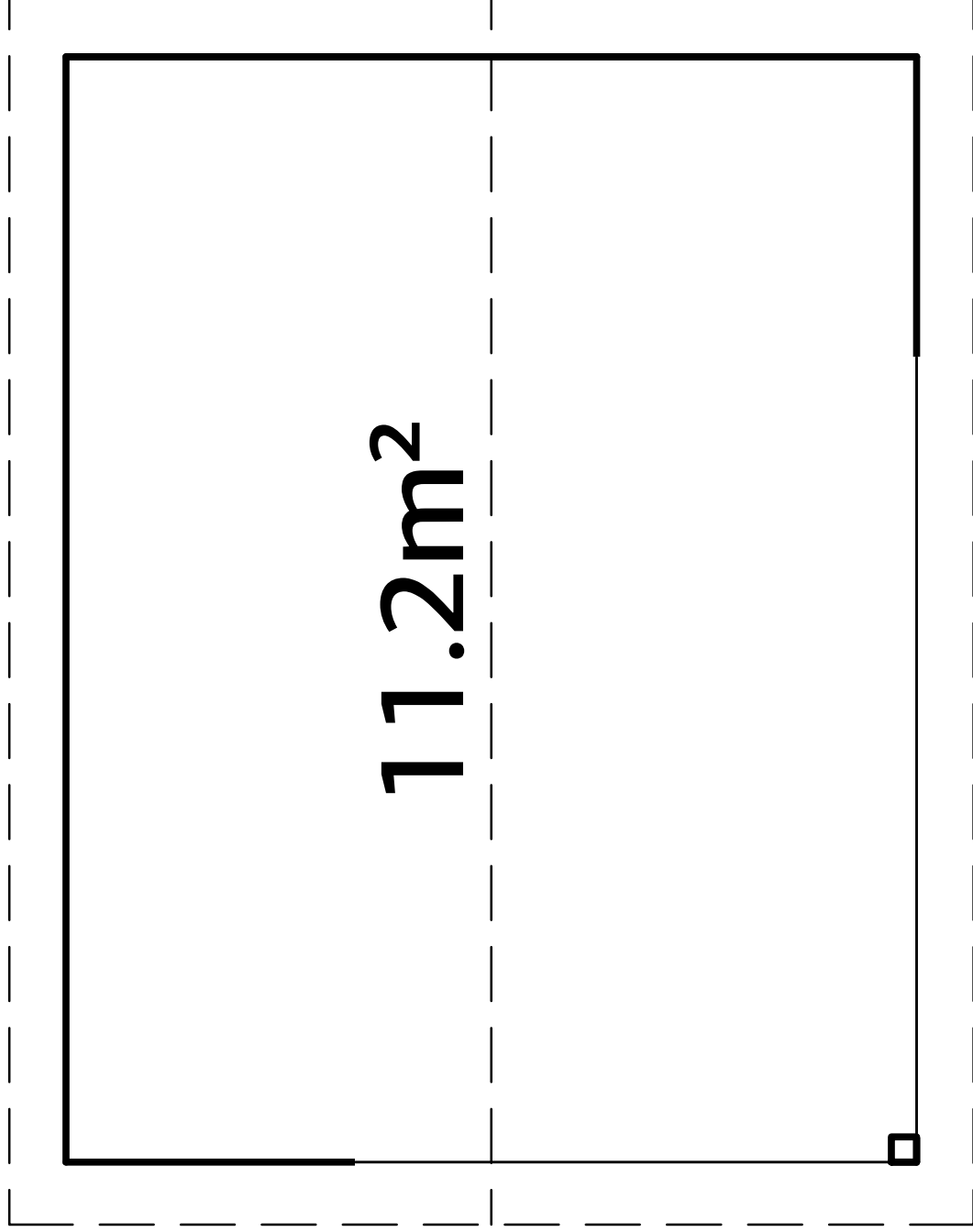
390








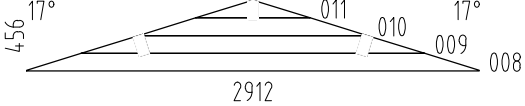
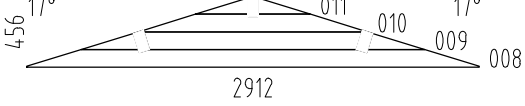














340

11.2m²




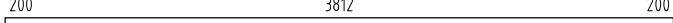




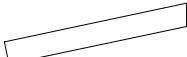












300

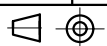
434

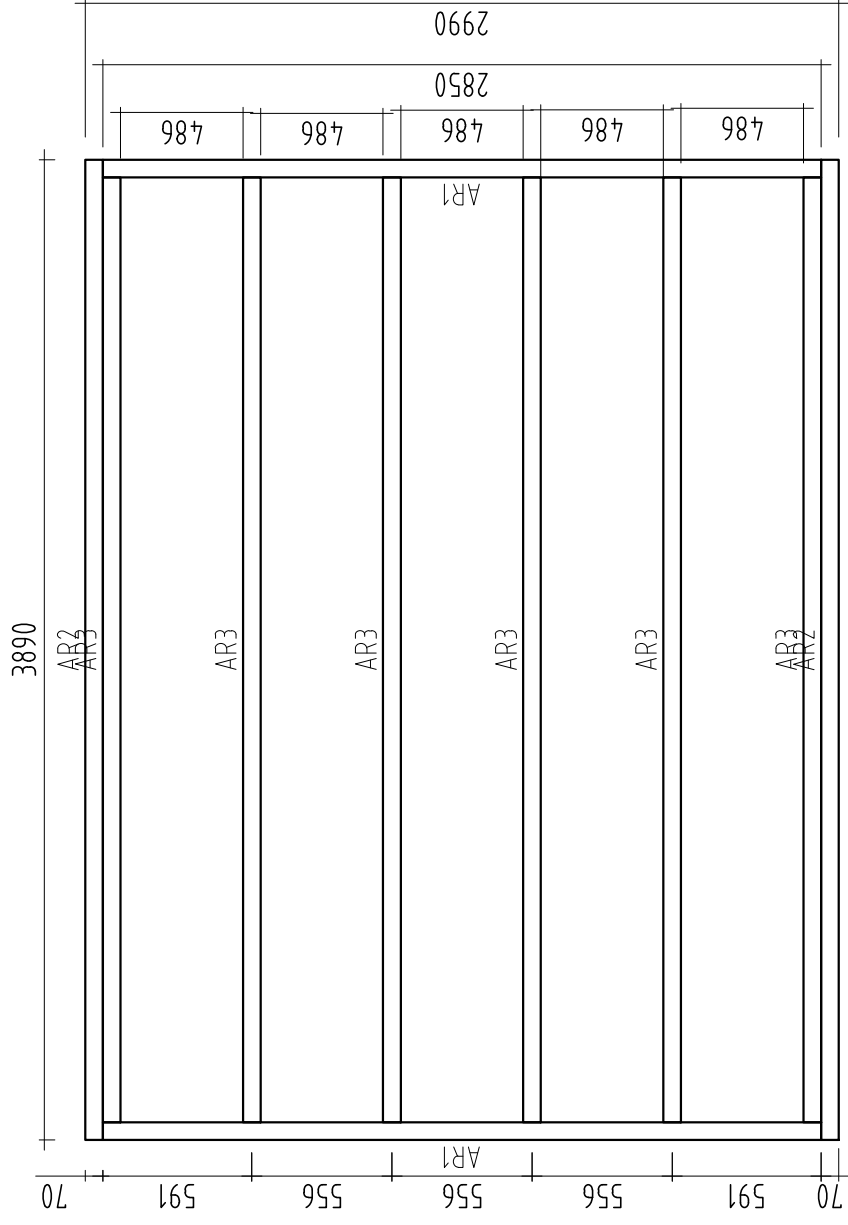


Pos	SPECIFICATION-STÜCKLISTE-NOMENCLATURE-ELEMENTI-ESPECIFICACIÓN FR44-3930-3	Pcs	Profile (mm)	Length (mm)
001		20	44x114	3900
002		2	44x120	4300
003		17	44x114	980
004		1	44x114	3900
005		17	44x114	920
006		1	44x114	2912
007		22	44x114	2912
WA-1		1		
WB-1		1		
AR1	Foundation- Fundament- Fondation- Fondazione- Vigas de cimentación 	2	70x45	2850
AR2	Foundation- Fundament- Fondation- Fondazione- Vigas de cimentación 	2	70x45	3890
AR3	Foundation- Fundament- Fondation- Fondazione- Vigas de cimentación 	6	70x45	3750
CoB1	Covering board- Deckbrett- Madrier de couverture- Tavola di copertura- Listón de cubierta 	3	95x19	2265
CoB2	Covering board- Deckbrett- Madrier de couverture- Tavola di copertura- Listón de cubierta 	1	70x19	2165
CoB3	Covering board- Deckbrett- Madrier de couverture- Tavola di copertura- Listón de cubierta 	3	95x19	2165
CoB4	Covering board- Deckbrett- Madrier de couverture- Tavola di copertura- Listón de cubierta 	1	70x19	2265
Pst1	Post- Pfosten- Poteau- Montante- Poste 	1	120x120	2280
Pst2	Post- Pfosten- Poteau- Montante- Poste 	3	70x70	2280
Pst3	Post- Pfosten- Poteau- Montante- Poste 	4	70x28	400
Sis1	Side slat- Randleiste- Baguette en bordure- Listón de borde- Listello bordo 	2	70x19	1960
Sis2	Side slat- Randleiste- Baguette en bordure- Listón de borde- Listello bordo 	4	95x19	1960
Sis3	Side slat- Randleiste- Baguette en bordure- Listón de borde- Listello bordo 	2	19x19	2025
Sis4	Side slat- Randleiste- Baguette en bordure- Listón de borde- Listello bordo 	2	120x19	2960



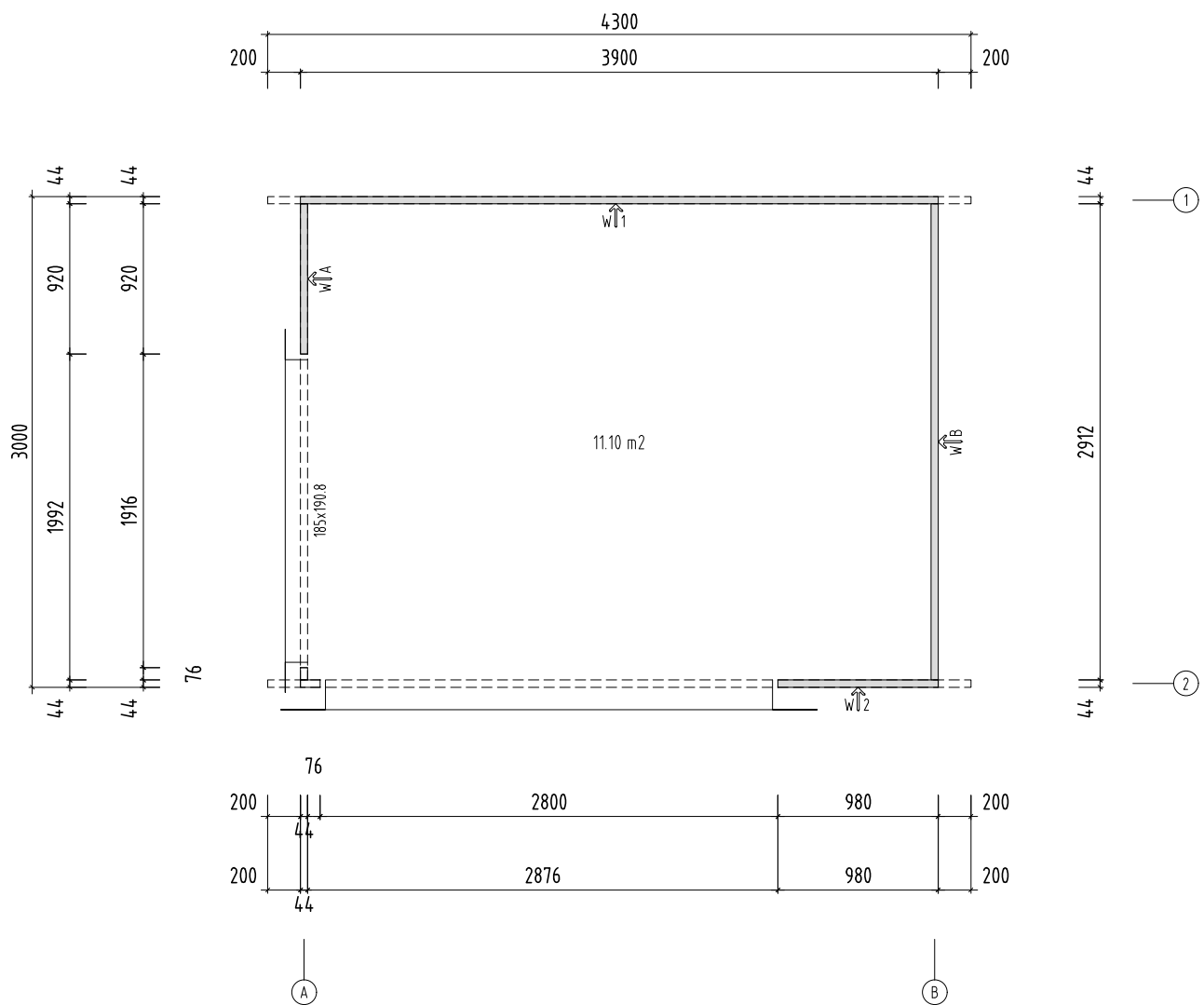
Pos	SPECIFICATION-STÜCKLISTE-NOMENCLATURE-ELEMENTI-ESPECIFICACIÓN FR44-3930-3	Pcs	Profile (mm)	Length (mm)
Sis5	Side slat- Randleiste- Baguette en bordure- Listón de borde- Listello bordo 	2	120x19	2050
Sla1	Slat- Leiste- Baguette- Listello- Listón 	2	28x45	1990
PR1	Purlin- Dachpfette- Arbalétrier- Arcareccio- Correa 200  200 3812	2	70x140	4300
PR2	Purlin- Dachpfette- Arbalétrier- Arcareccio- Correa 200  200 3812	1	70x140	4300
FB2-1	Floor board- Fussbodenbrett- Madrier du plancher - Tavola pavimento- Tabla de suelo 	43	89x19	2906
RB2-1	Roof board- Dachbrett- Madrier du toit- Tavola tetto- Tabla de tejado 	98	89x19	1750
Dia-1	Diamond- Deckbrett- Madrier- Tavola di copertura- Rombo 	2	19x140	300
EaE5-1	Eave edging- Dachrandbrett- Madrier en bordure du toit- Tavola bordo tetto- Tabla de valadizo 	2	19x95	4300
FaB7-1	Facia board- Giebelblende- Écran frontal- Schermo frontone- Tabla de facia 	4	19x120	1790
FIB2-1	Floor beading- Fussbodenleiste- Baguette du plancher- Listello pavimento- Listón de suelo 	6	19x19	1960
RE2-1	Roof edge reinforcement- Dachrandleiste- Baguette en bordure du toit- Rinforzo bordo tetto- Refuerzo borde tejado 	2	32x40	4300
WB1-1	Wind brace- Windbrett- Madrier contre le vent- Tavola vento- Tabla contra el viento 	4	16x45	1790
Fim	-Fixing kit- Befestigungsset- Moyens de fixation- Materiale di fissaggio- Kit de fijación	1	<u>USE</u>	
QNA1 4x40Me	Nail- Nagel- Clou- Chiodo- Clavo- 1.4x40mm 	50	FIB3-1	
QNA2 2x50Zn	Nail- Nagel- Clou- Chiodo- Clavo- 2.5x50mm 	600		
QKRPP4 5x50Zn	Screw- Schraube- Vis- Vite- Tornillo- 4.5x50mm 	150	EaE5-x; RE2-1; WB1-1 CoB1	
QKRPP4 5x60Zn	Screw- Schraube- Vis- Vite- Tornillo- 4.5x60mm 	100	Sla1;Pst3	
QKRPP 5x90Zn	Screw- Schraube- Vis- Vite- Tornillo- 5x90mm 	280	008;Pst1;Pst2 Wallx+Pstx	
QKRPP6 x120Zn	Screw- Schraube- Vis- Vite- Tornillo- 6x120mm 	20	AR3+AR2 Pst1;Pst2	
QKRPP6 x150Zn	Screw- Schraube- Vis- Vite- Tornillo- 6x150mm 	12	AR3+AR2	
QKRPP6 x180Zn	Screw- Schraube- Vis- Vite- Tornillo- 6x180mm 	130	Wall1,2,A,B	




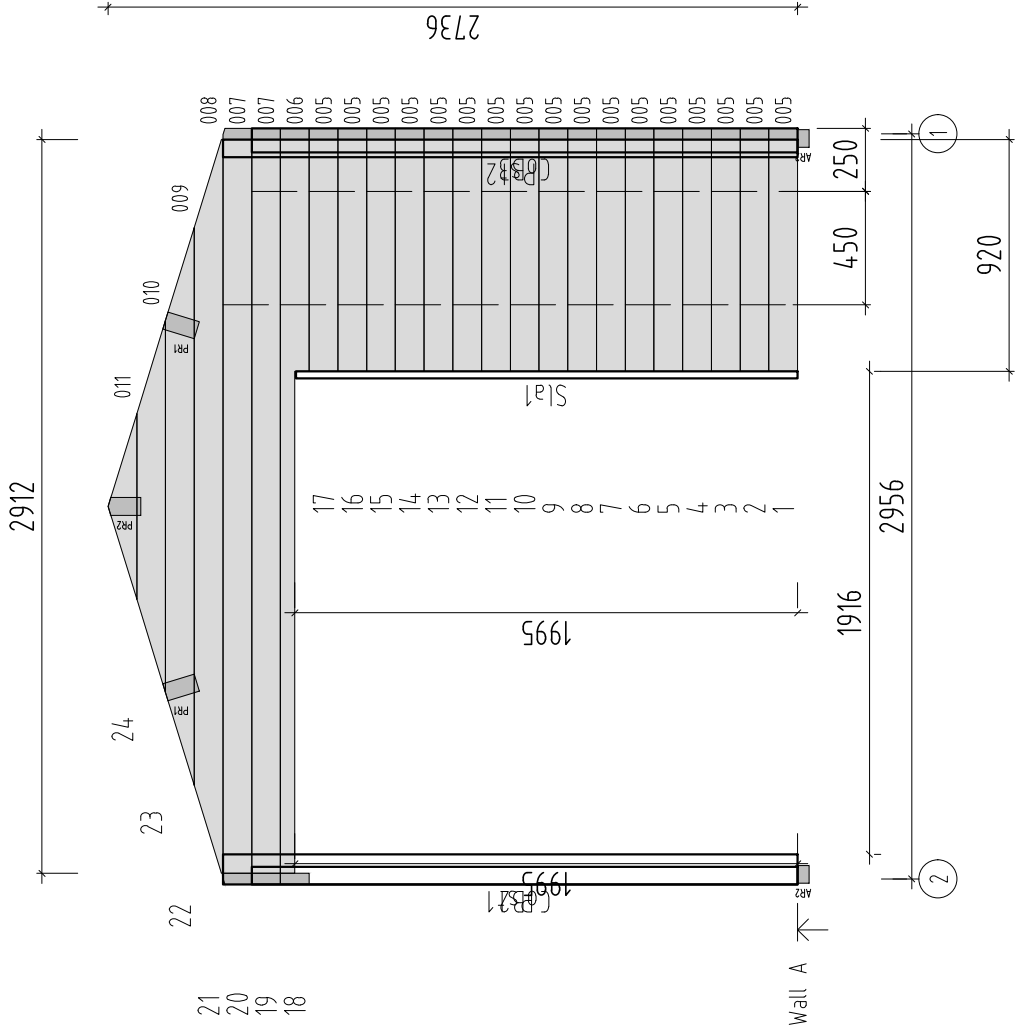


Foundation- Fundament- Fondazione- Fondazione- Vigas de cimentación

H = 1.500 m
TOTAL: 11.10 m²



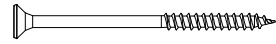
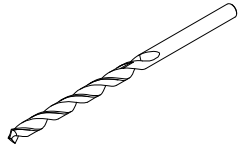





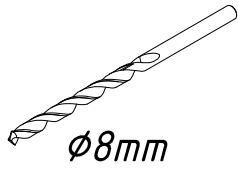
NB!

1.

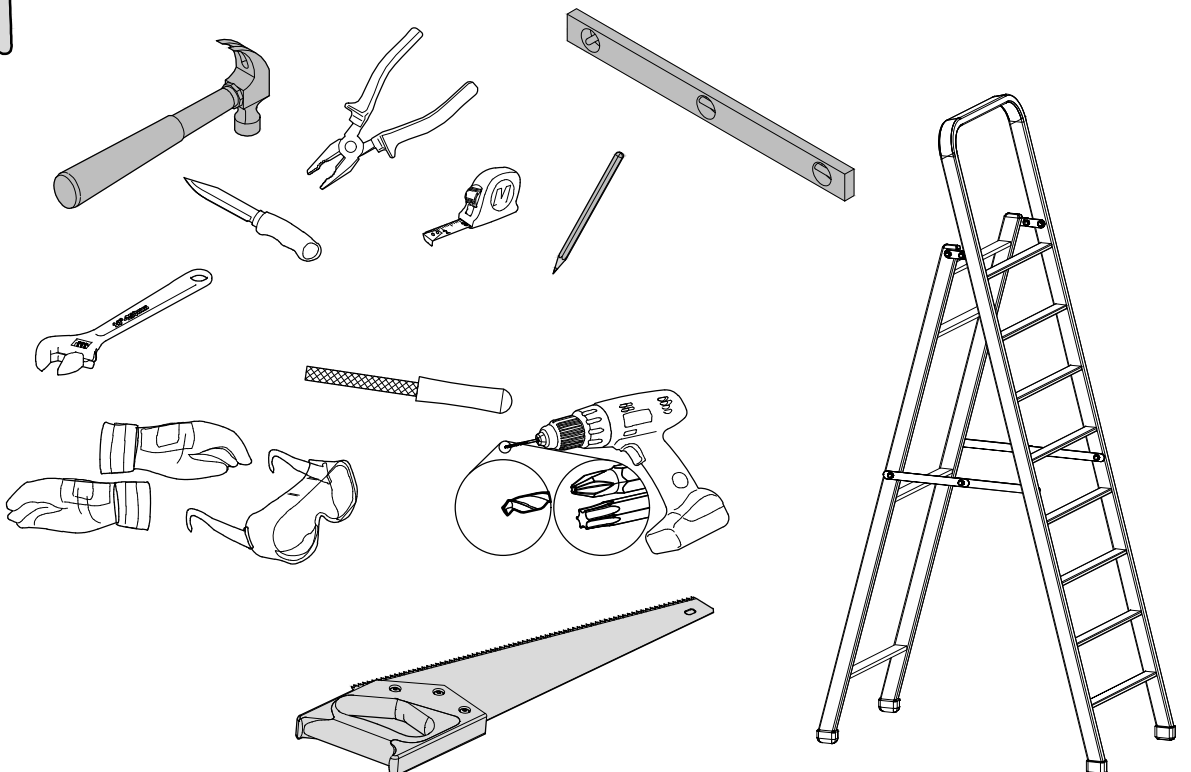
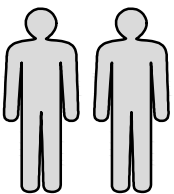
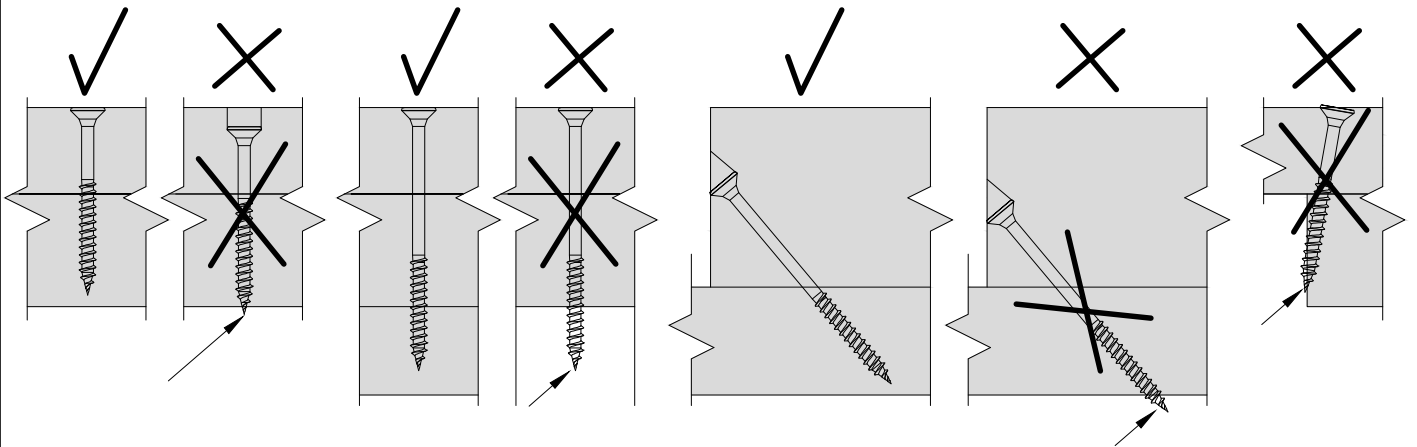
2.

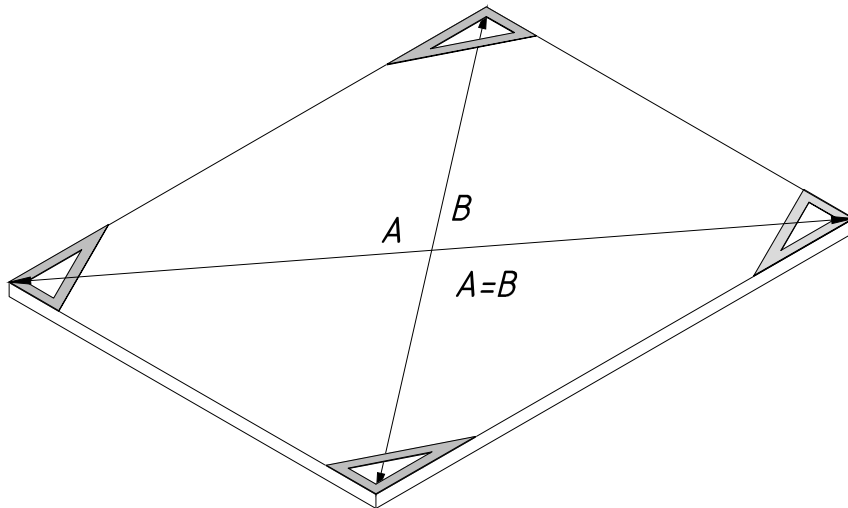


$\phi 1,5mm$	$\phi 3,0...4,0$
$\phi 2,0mm$	$\phi 4,5$
$\phi 3,0mm$	$\phi 5,0$




$\phi M8$



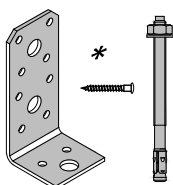
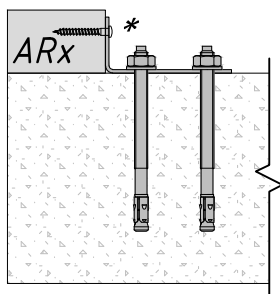
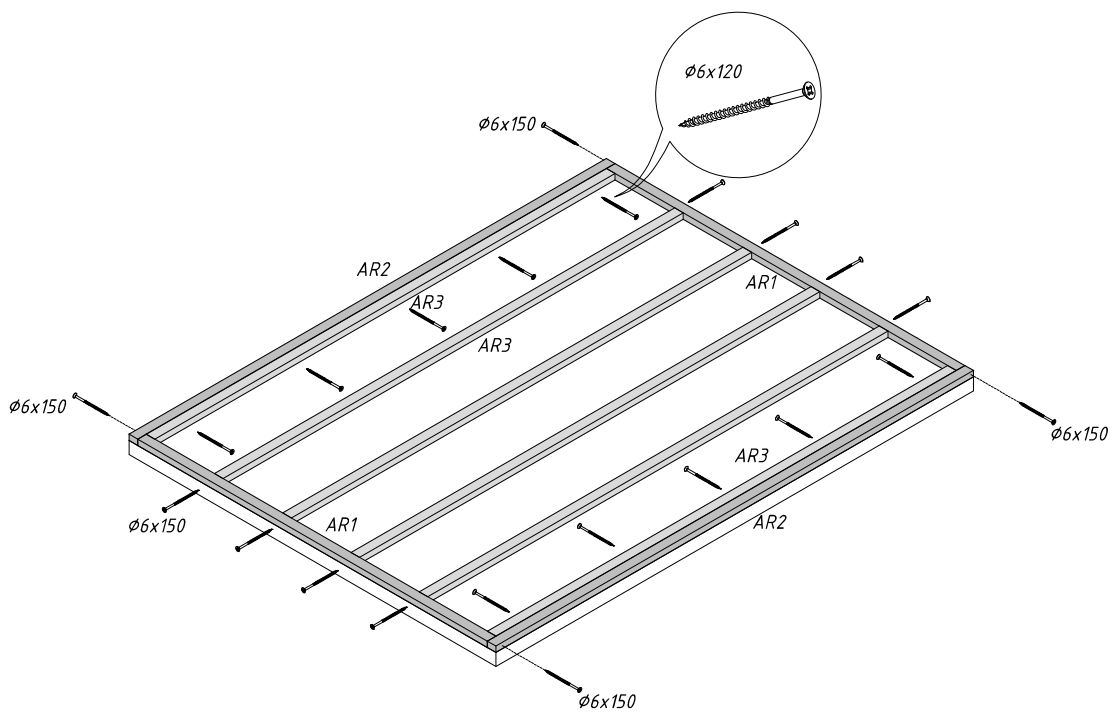
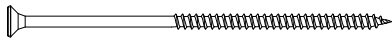


- AR1 x2
- AR2 x2
- AR3 x6

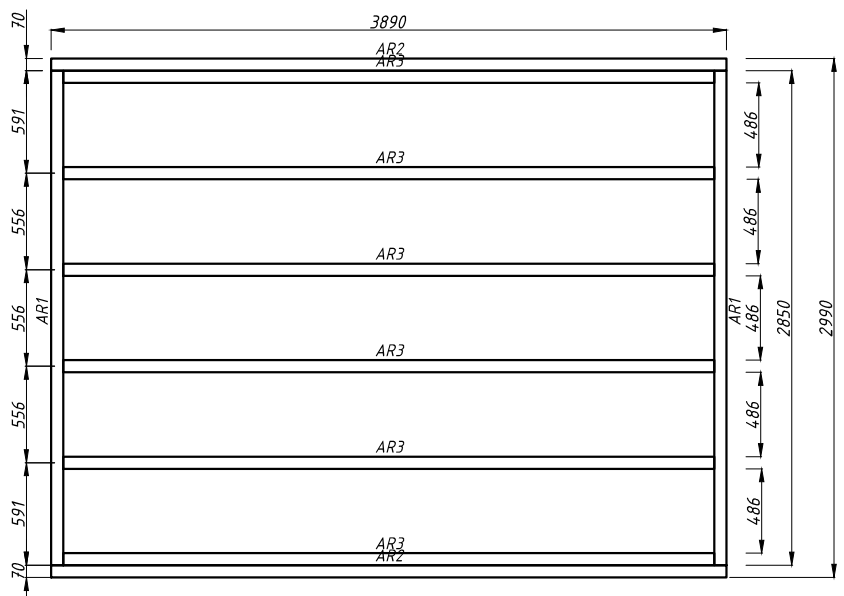
Ø6x120 x10



6x150 x12


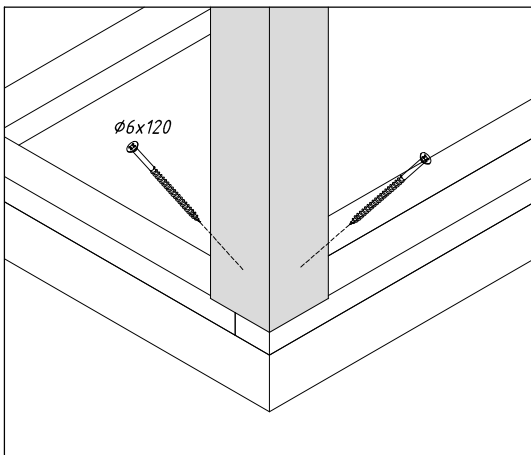
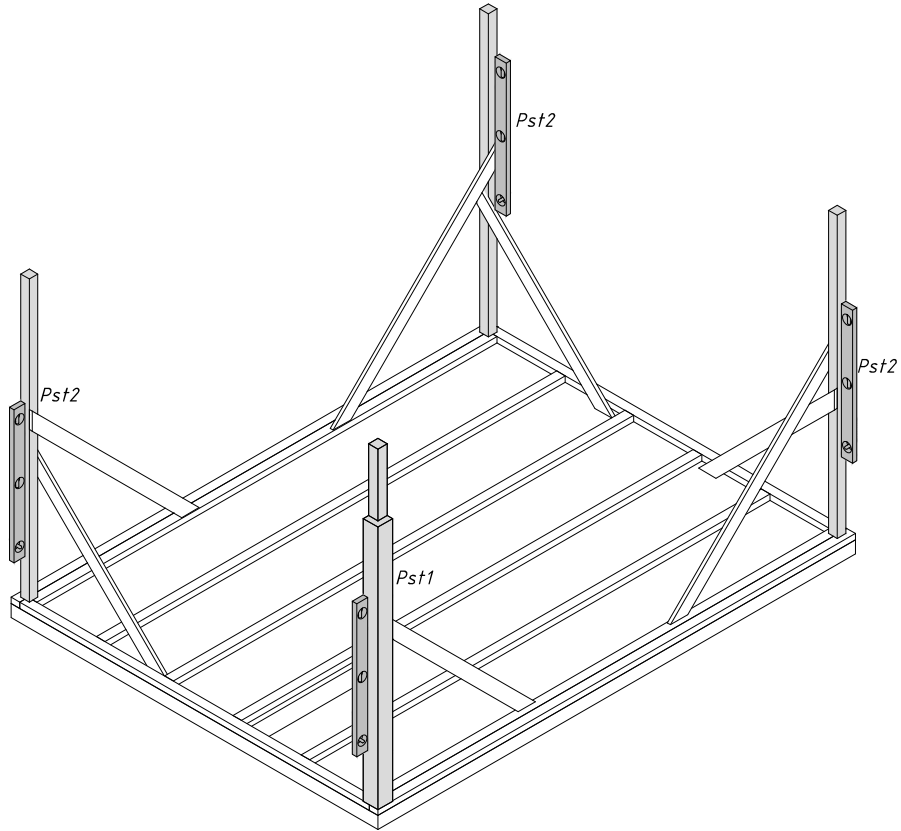
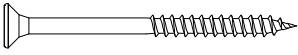


* Not included.

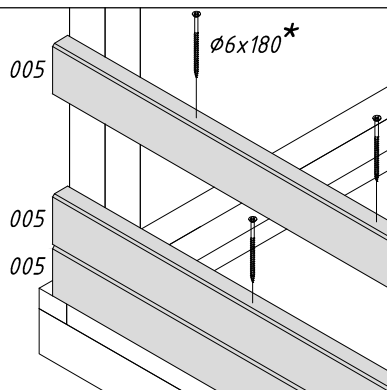
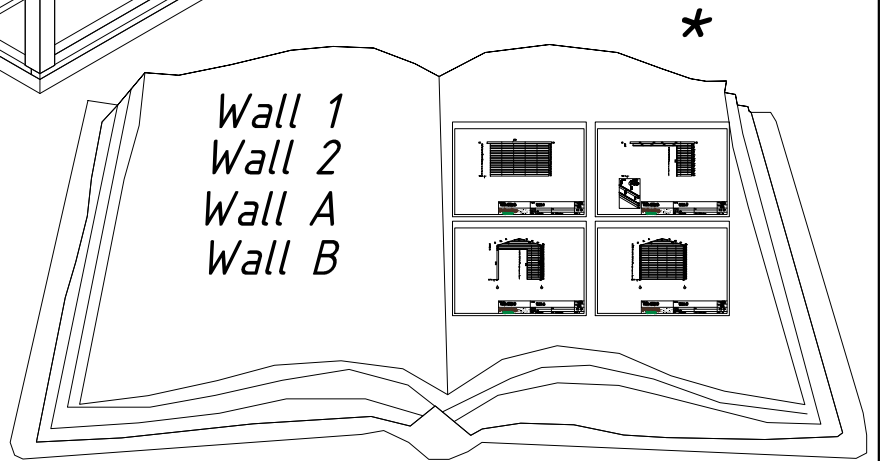
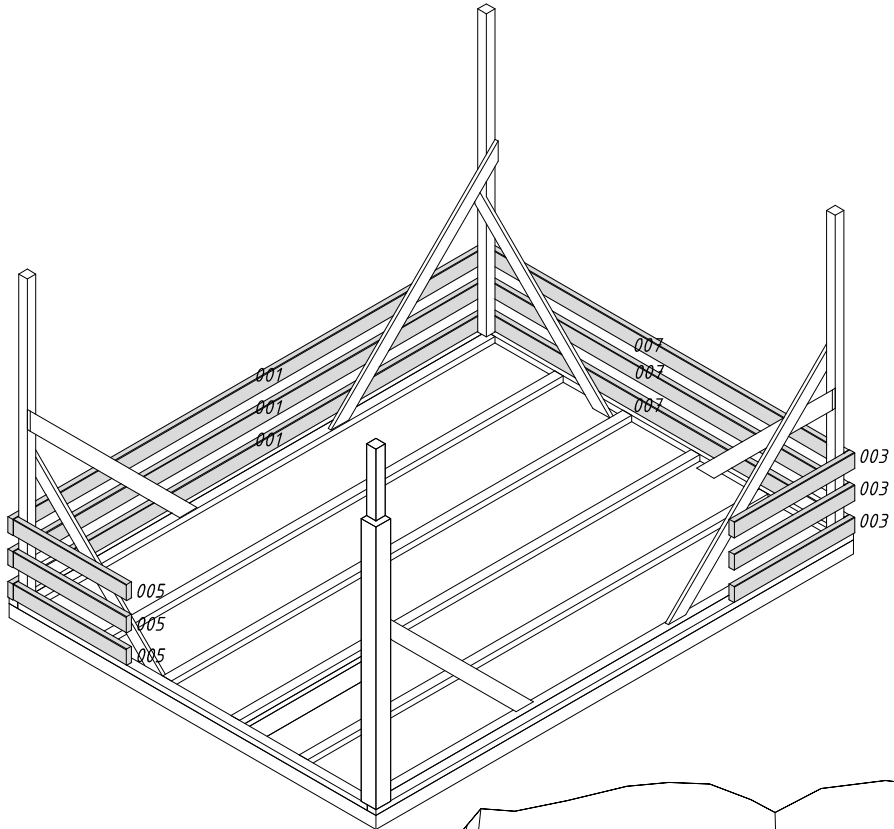
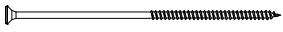


Pst1 x1
Pst2 x3

∅6x120 x8

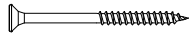


$\phi 6 \times 180$ $x 130^*$

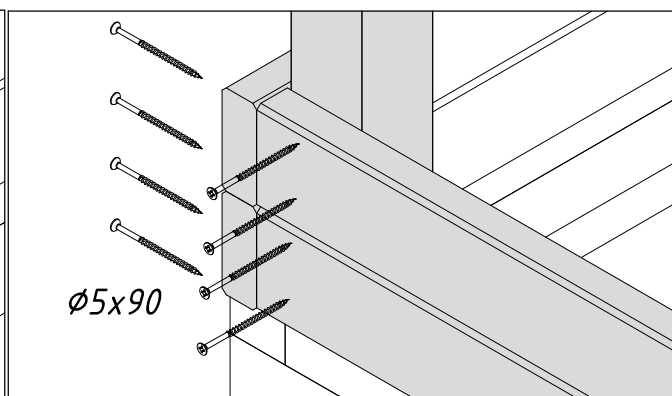
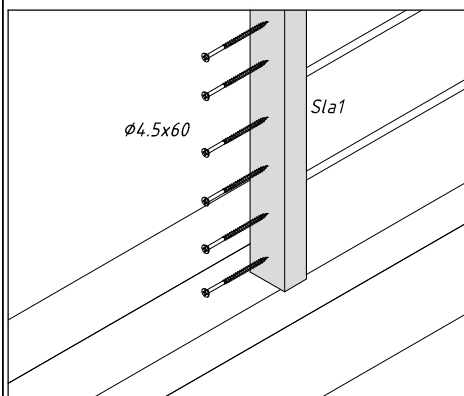
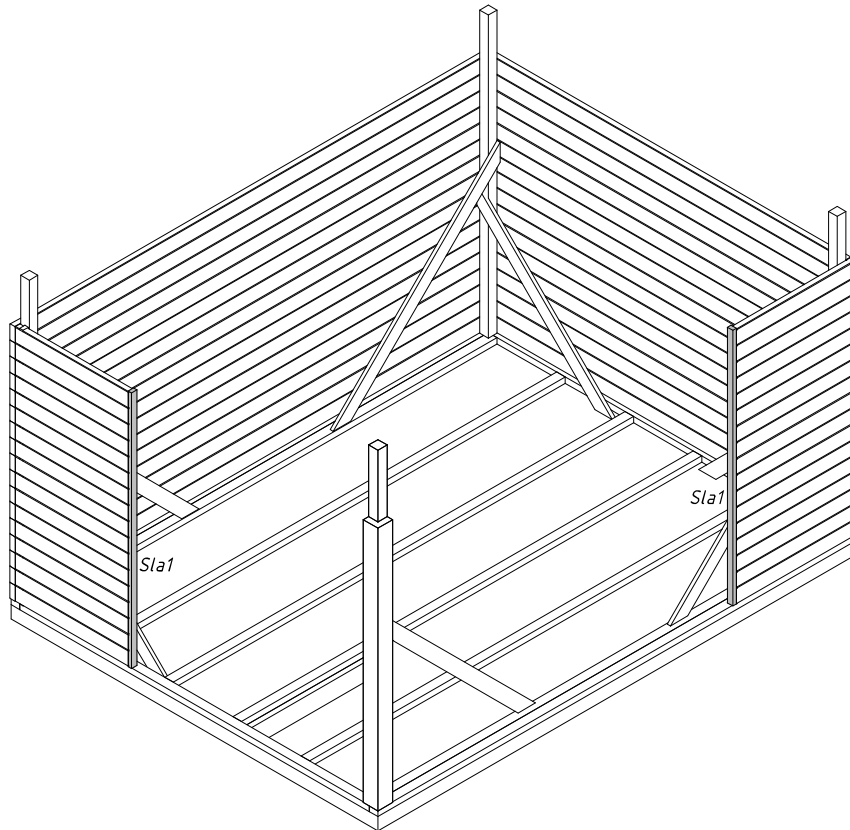
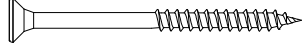


Sla1 x2

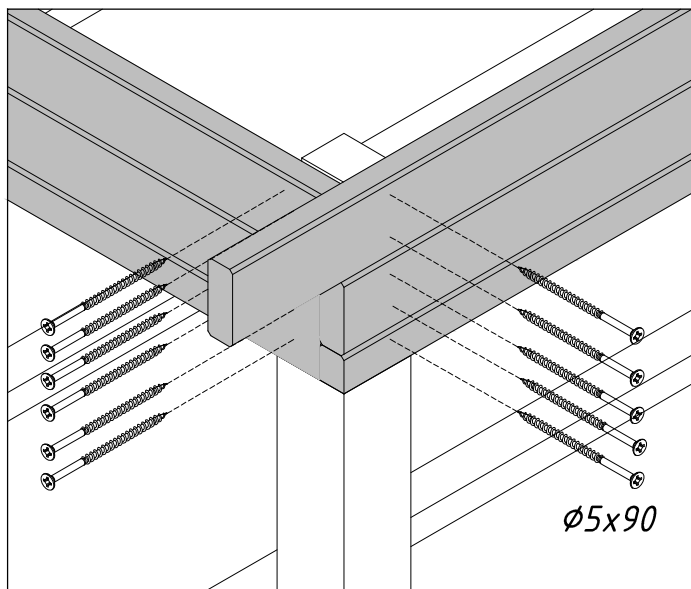
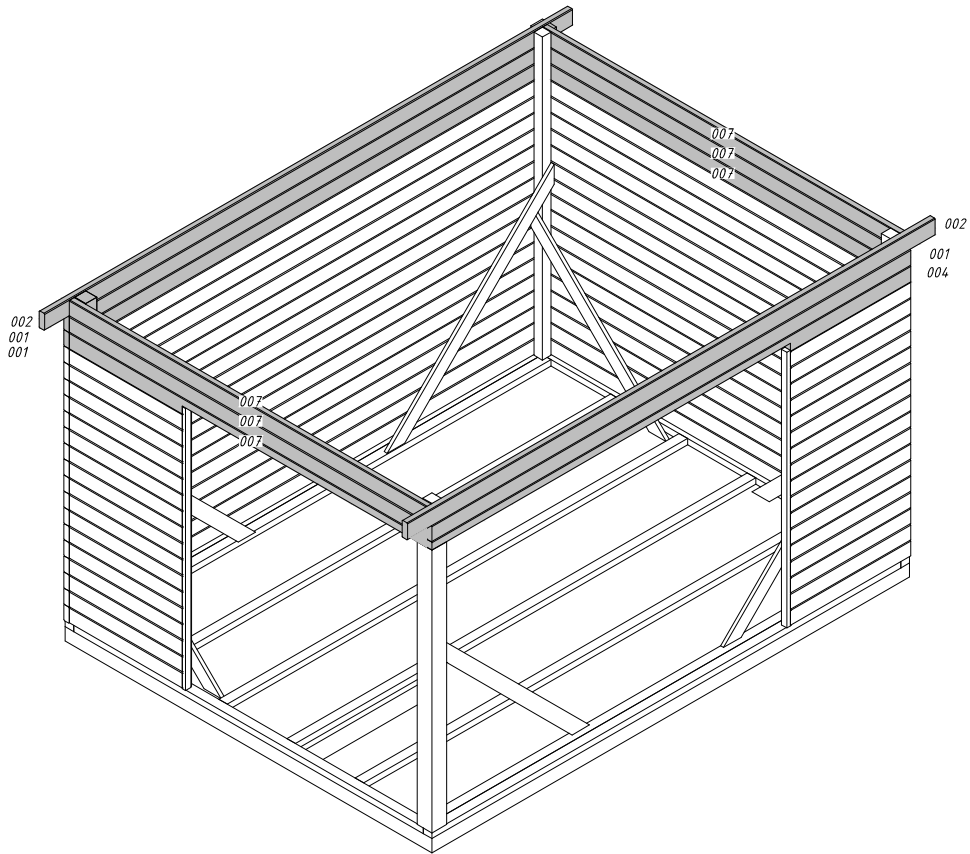
$\phi 4.5 \times 60$ x72



$\phi 5 \times 90$ x249



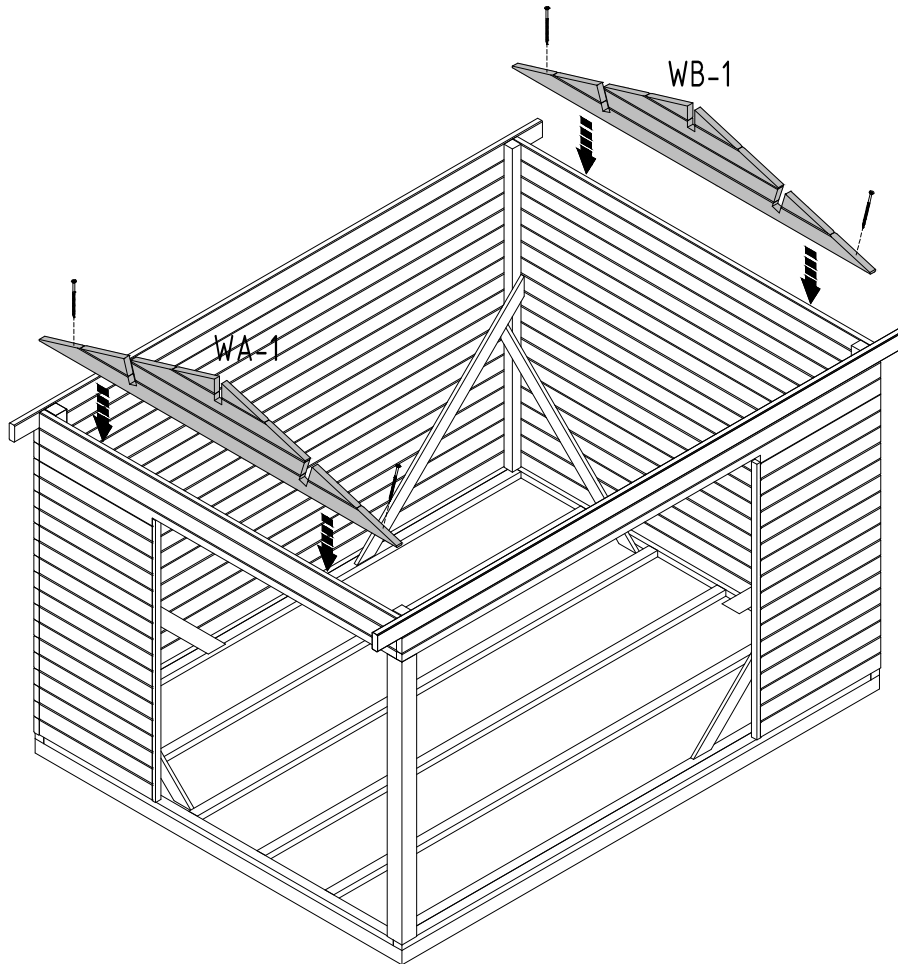
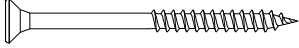
001 x3
002 x2
004 x1
006 x1
007 x4



WA-1 x1

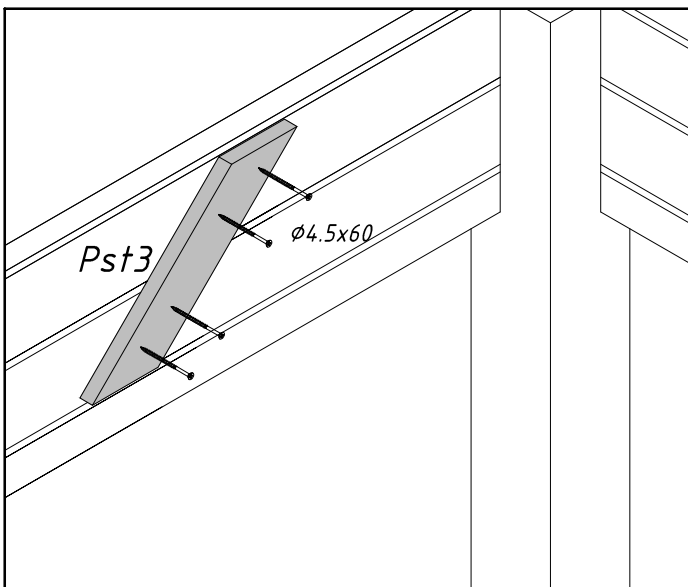
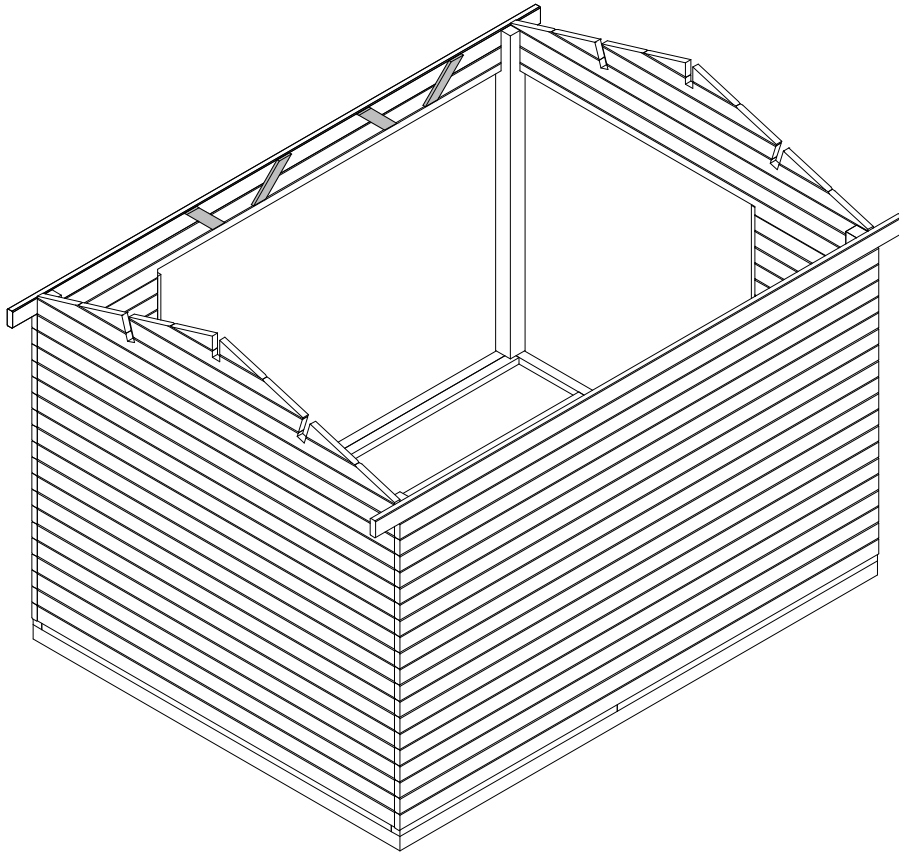
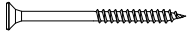
WB-1 x1

Ø5x90 x4



Pst3 x4

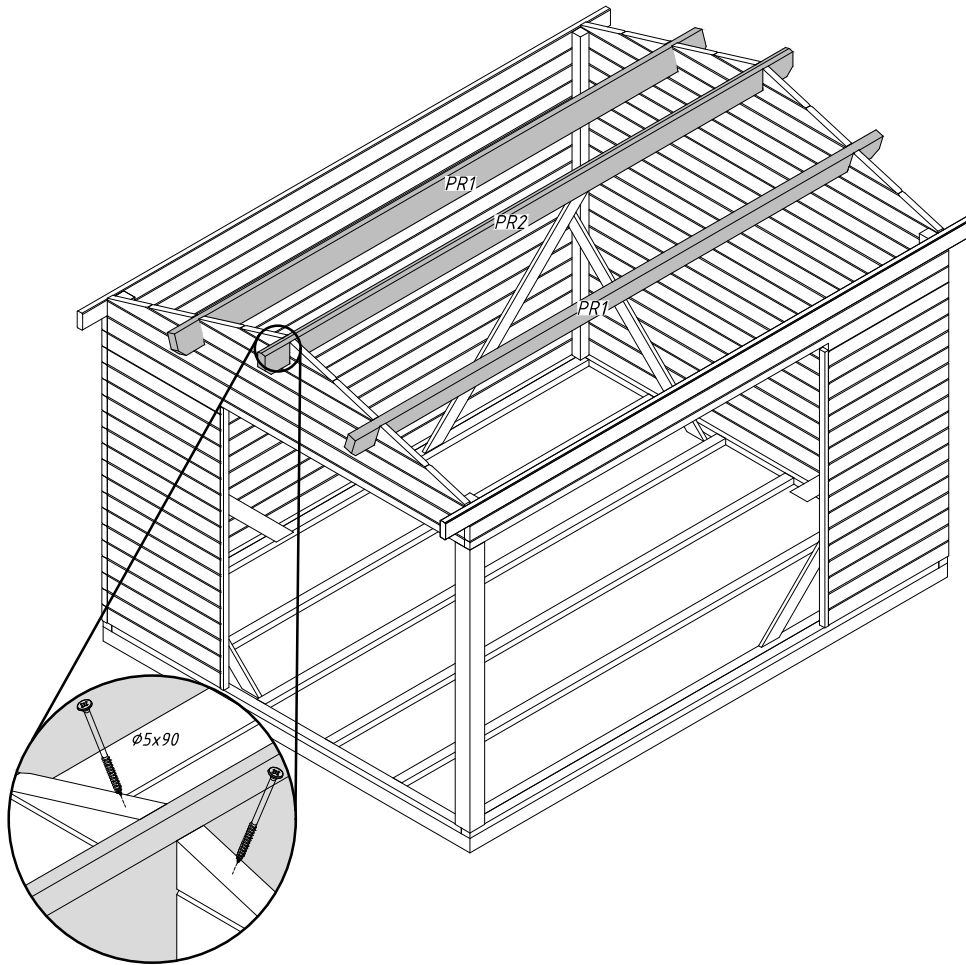
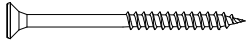
$\phi 4.5 \times 60$ x16



PR1 x2

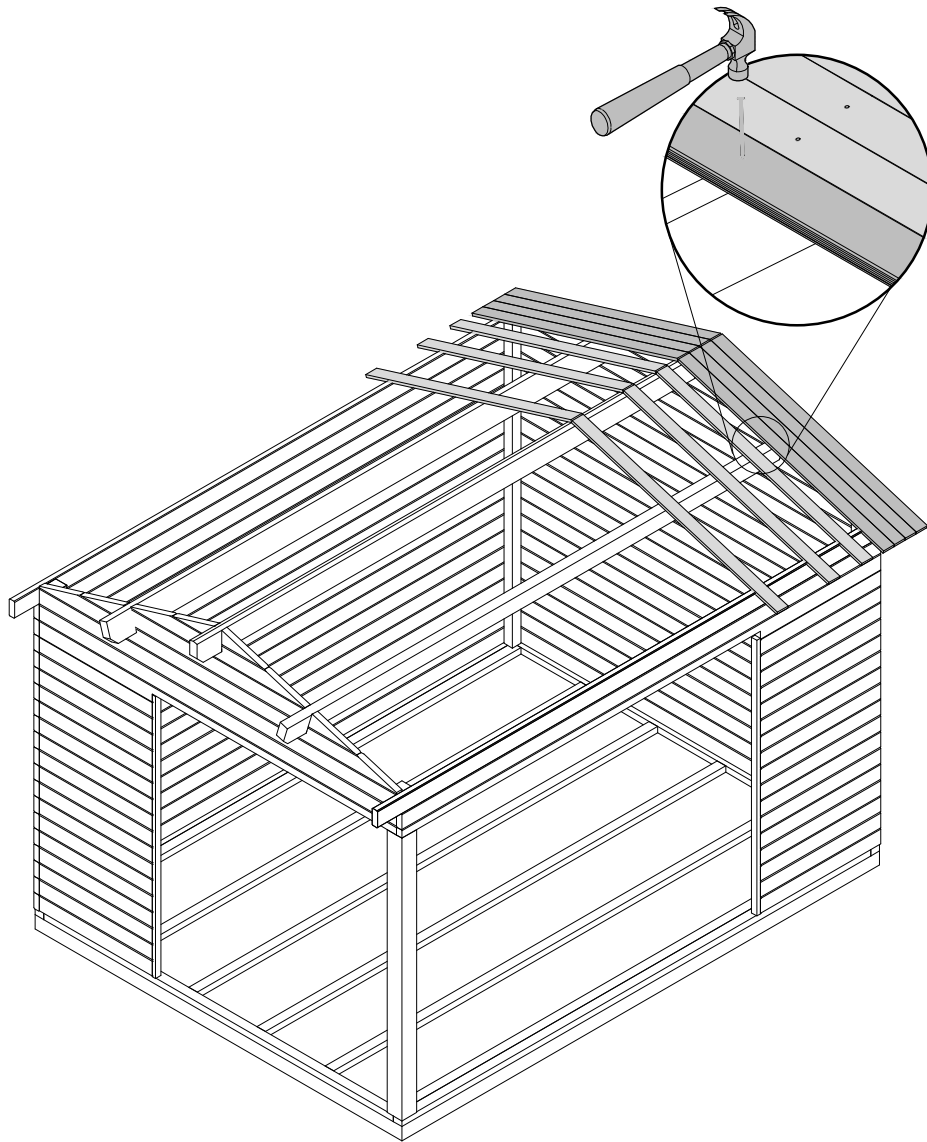
PR2 x1

Ø5x90 x12

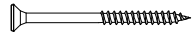


RB2-1 x49

Ø2.5x50 x294



EaE5-1 x2 $\phi 4.5 \times 50$ x110

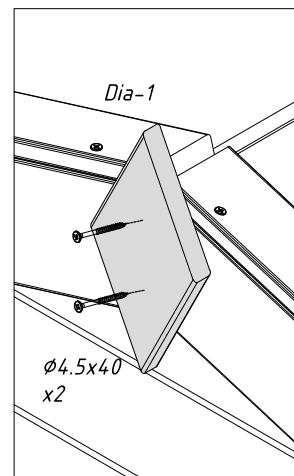
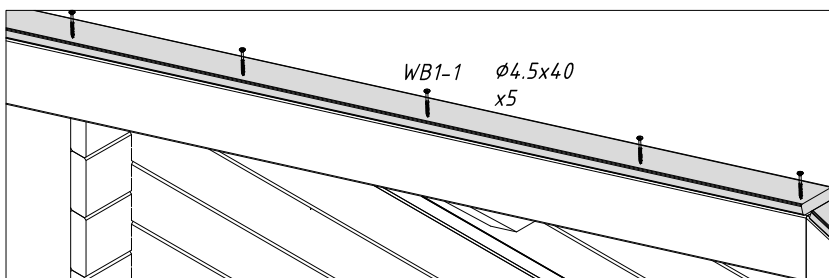
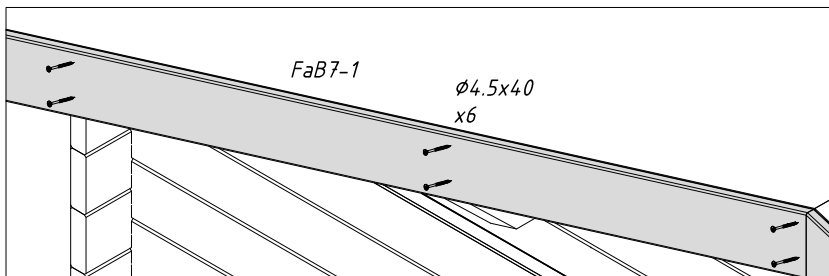
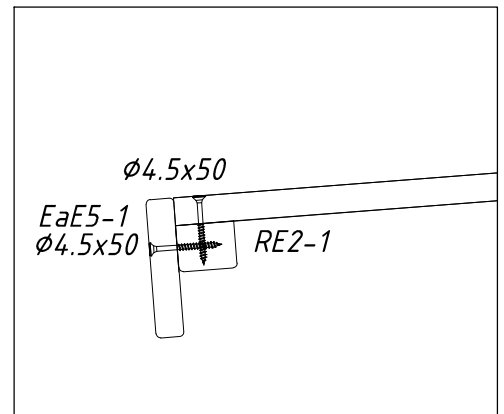
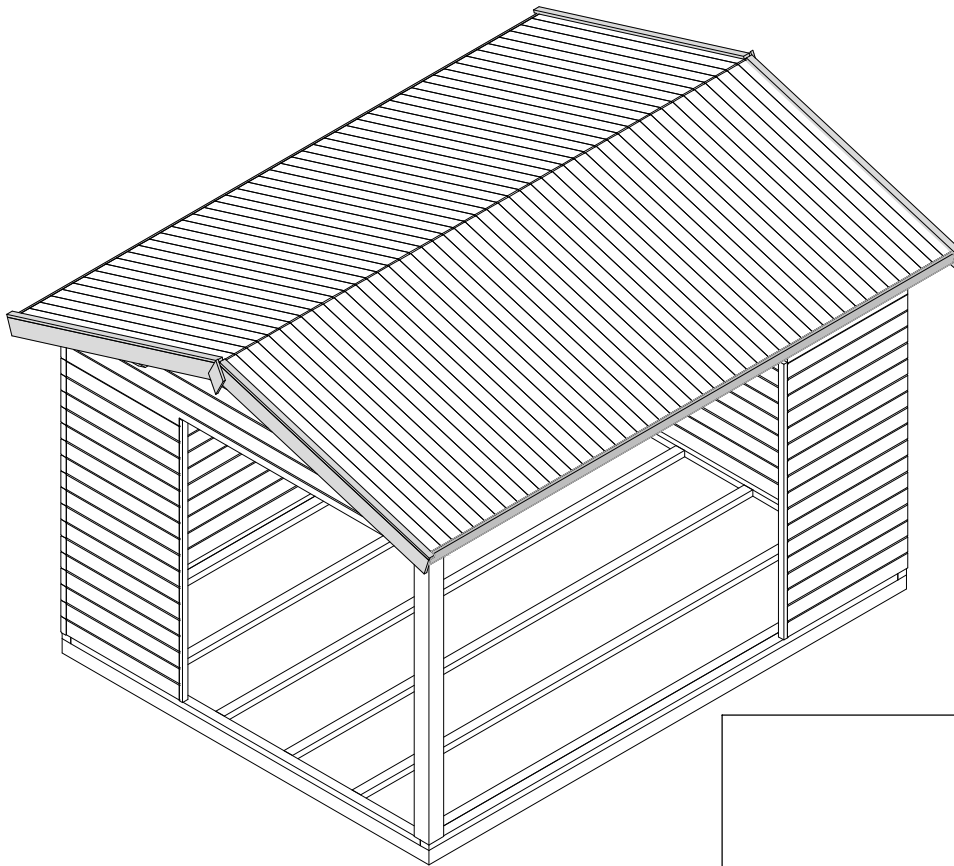



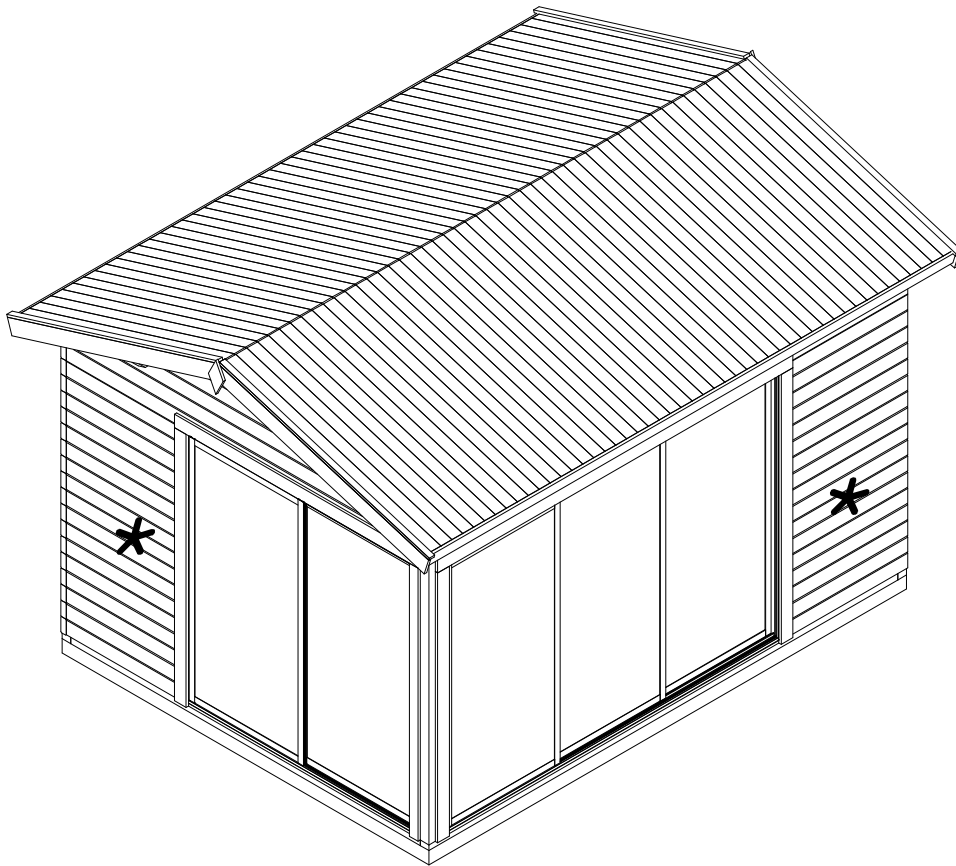
FaB7-1 x4

RE2-1 x2

WB1-1 x4

Dia-1 x2





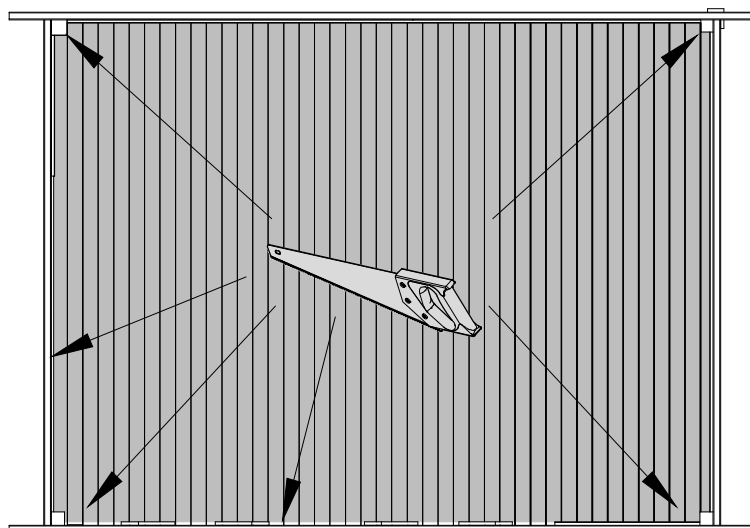
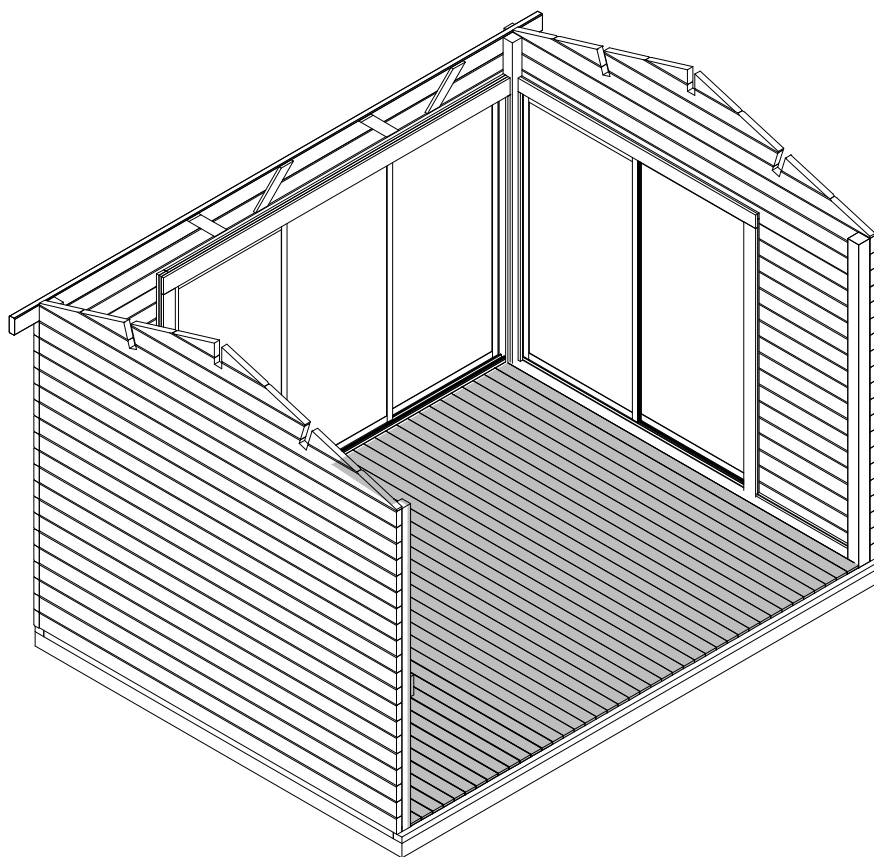
FB2-1 x43

FIB2-1 x6

∅2.5x50 x258



∅1.4x40 x50



CoB1 x3 $\phi 4.5 \times 50$ x40

CoB2 x1 

CoB3 x3

CoB4 x1

