

Assembly, installation and maintenance manual

Montage-, Aufbau- und Wartungsanleitung • Assemblage, manuel de montage et d'entretien • Montaje, instalación y mantenimiento • Manuale di montaggio, installazione e manutenzione • Monterings- og vedlikeholdsmanual • Monterings-, installations- och underhållsmanual • Kokoamis-, asennus- ja huolto-ohje • Vejledning for montering og vedligehold • Handleiding voor montage, installatie en onderhoud • Manual de montagem, instalação e manutenção • Návod k montáži, instalaci a údržbě • Instrukcja montażu, instalacji i konserwacji • Surinkimo, montavimo ir priežiūros vadovas • Montāžas, uzstādīšanas un apkopes rokasgrāmata • Руководство по сборке и обслуживанию • Montaaži-, paigaldus- ja säilitamise juhend



Cabin **FR44-6030-6**

<p>Factory inspection by • Werkskontrolle durch • Contrôle à partir de l'usine par • Inspector de fábrica • Collaudato da • Fabrikkontroll utført av • Fabriksbesiktigat av • Tehtaan tarkastaja • Fabriks Kontrol udført af • Fabriekscontrole door • Inspeção de fábrica, por: • Zkontrolováno ve výrobním závodě • Kontrola fabryczna do • Apžiūrą gamykloje atliko • Rūpnīcas pārbaudi veicis • Заводской контроль • Tehase kontroll teostatud:</p> <p>.....</p>	<p>Date • Datum • Date • Fecha • Data • Dato • Datum • Päiväys • Dato • Datum • Data • Datum • Data • Datums • Data • Дата • Kuupäev:</p>
	<p>Pack number • Pack Nr. • Packet n° • Bulto N° • Pacco N. • Serienr • Produktionsnummer • Pakettinro • Pakke nr. • Pak nr. • Número de embalagem • Číslo balení • Numer opakowania • Pakuotės numeris • Iepakojuma numurs • Упаковочный номер • Pakinumber:</p>



www.palmako.ee/information-hub

English: Before installing and using the product, please read the instructions and warranty terms at www.palmako.ee/information-hub to guarantee proper installation and long-lasting performance.

Deutsch: Wichtig! Bitte vor Aufbau und Nutzung des Produkts unbedingt die detaillierte Montageanleitung sowie die Garantiebedingungen unter www.palmako.ee/information-hub lesen, um eine fachgerechte Montage und eine lange Funktionssicherheit zu gewährleisten.

Français: Avant d'installer et d'utiliser le produit, veuillez lire les instructions et les conditions de garantie sur www.palmako.ee/information-hub afin de garantir une installation correcte et la longévité du produit.

Español: Antes de instalar y utilizar el producto, lea las instrucciones y las condiciones de garantía en www.palmako.ee/information-hub para asegurar una instalación correcta y una larga vida útil del producto.

Italiano: Prima di installare e utilizzare il prodotto, leggere le istruzioni e le condizioni di garanzia su www.palmako.ee/information-hub per garantire una corretta installazione e prestazioni durature.

Norsk: Før montering og bruk av produktet, vennligst les monteringsanvisningene og garantivilkårene på www.palmako.ee/information-hub for å sikre korrekt montering og fremtidig holdbarhet.

Svenska: Innan du installerar och använder produkten, vänligen läs instruktionerna och garantivillkoren på www.palmako.ee/information-hub för att säkerställa korrekt installation och produktens långvariga hållbarhet

Suomi: Ennen tuotteen asentamista ja käyttämistä, lue ohjeet ja takuehdot osoitteessa www.palmako.ee/information-hub varmistaaksesi oikean asennuksen ja pitkäkestoisen toiminnan.

Русский: Перед установкой и использованием изделия ознакомьтесь с инструкцией и условиями гарантии на сайте www.palmako.ee/information-hub, чтобы гарантировать правильную установку и долговечность изделия.

Eesti: Enne toote paigaldamist ja kasutuselevõttu lugege palun juhiseid ja garantiitingimusi aadressil www.palmako.ee/information-hub, et tagada nõuetekohane paigaldus ja toote pikk eluiga.

Dansk (Oversat af AI): Læs venligst instruktionerne og garantibetingelserne på www.palmako.ee/information-hub, før du installerer og bruger produktet, for at garantere korrekt installation og langvarig ydeevne.

Dutch (Vertaald door AI): Lees vóór de installatie en het gebruik van het product de instructies en garantievoorwaarden op www.palmako.ee/information-hub om een correcte installatie en langdurige werking te garanderen

Português (Traduzido por IA): Antes de instalar e utilizar o produto, leia as instruções e os termos de garantia em www.palmako.ee/information-hub para garantir uma instalação adequada e um desempenho duradouro.

Čeština (Přeloženo umělou inteligencí): Před instalací a použitím produktu si prosím přečtěte pokyny a záruční podmínky na www.palmako.ee/information-hub, abyste zaručili správnou instalaci a dlouhodobý výkon.

Polski (Przetłumaczone przez AI): Przed zainstalowaniem i użyciem produktu należy przeczytać instrukcję oraz warunki gwarancji dostępne na stronie www.palmako.ee/information-hub, co pozwoli zagwarantować prawidłową instalację i długotrwałą wydajność.

Latviešu (Mākslīgā intelekta tulkojums): Pirms produkta uzstādīšanas un lietošanas, lūdzu, izlasiet instrukcijas un garantijas noteikumus vietnē www.palmako.ee/information-hub, lai garantētu pareizu uzstādīšanu un ilgstošu darbību.

Lietuviškai (Išvertė DI): Prieš montuodami ir naudodami gaminį, perskaitykite instrukcijas ir garantijos sąlygas adresu www.palmako.ee/information-hub, kad užtikrintumėte tinkamą montavimą ir ilgalaikį veikimą.

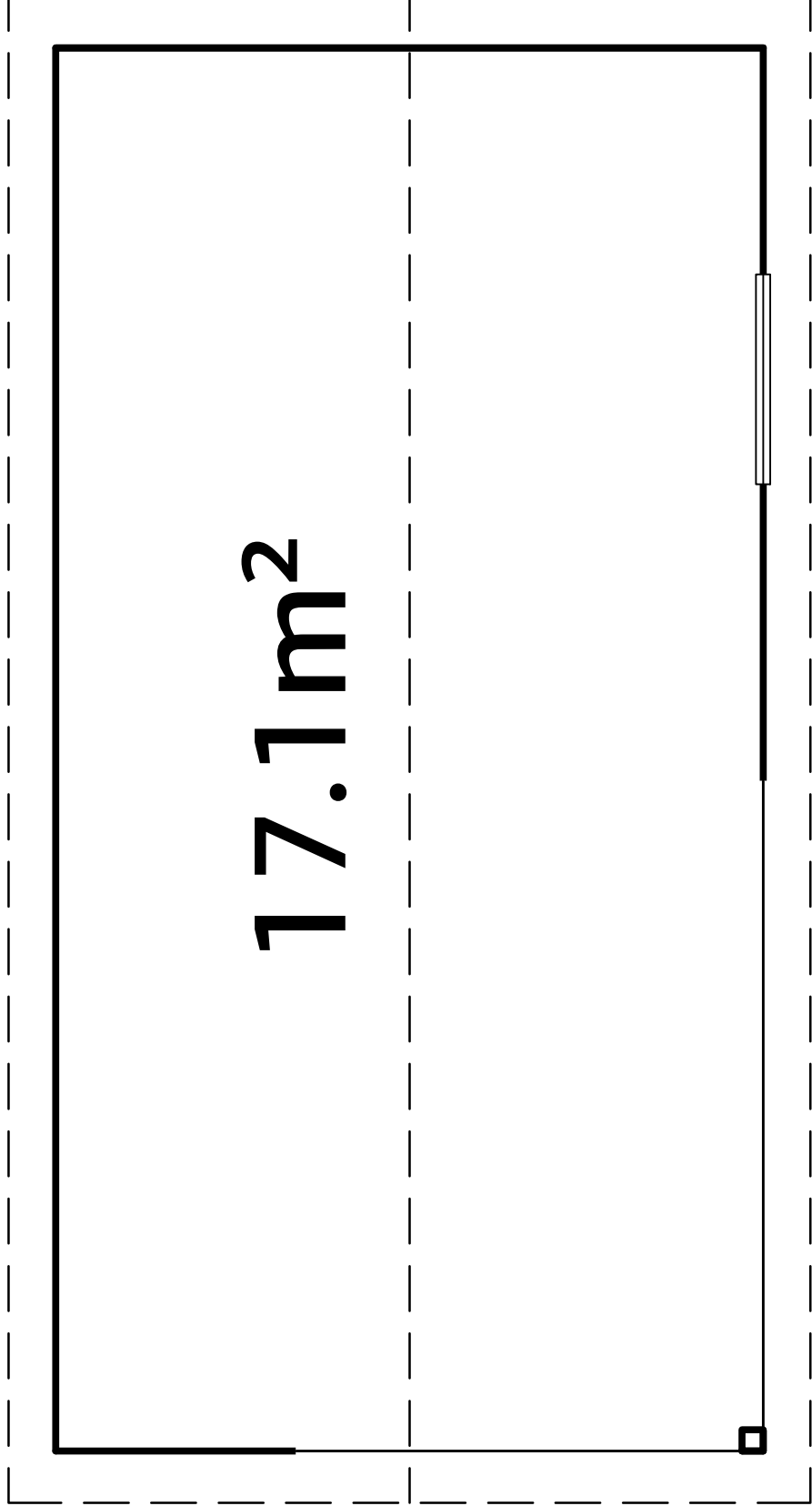
595










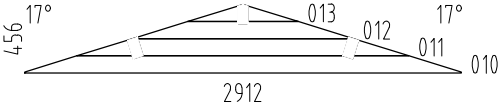
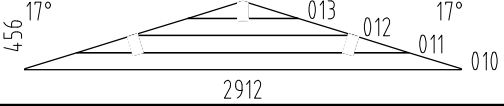














17.1m²

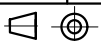
340













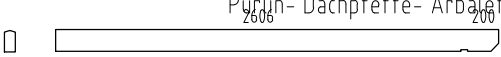
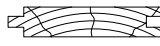



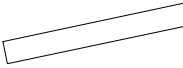







300

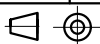
639






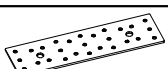
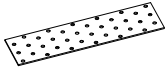







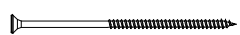


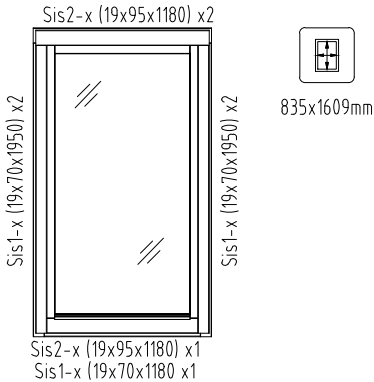


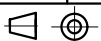
Pos	SPECIFICATION-STÜCKLISTE-NOMENCLATURE-ELEMENTI-ESPECIFICACIÓN FR44-6030-6	Pcs	Profile (mm)	Length (mm)
001		20	44x114	5950
002		2	44x120	3225
003		2	44x120	3225
004		1	44x114	3030
005		16	44x114	1044
006		33	44x114	920
007		1	44x114	5950
008		1	44x114	2912
009		22	44x114	2912
WA-1		1		
WB-1		1		
AR1	Foundation- Fundament- Fondation- Fondazione- Vigas de cimentación 	2	70x45	2850
AR2	Foundation- Fundament- Fondation- Fondazione- Vigas de cimentación 	2	70x45	2190
AR3	Foundation- Fundament- Fondation- Fondazione- Vigas de cimentación 	8	70x45	3750
AR4	Foundation- Fundament- Fondation- Fondazione- Vigas de cimentación 	6	70x45	2050
AR5	Foundation- Fundament- Fondation- Fondazione- Vigas de cimentación 	4	70x45	600
BM1	Beam- Balken- Poutre- Trave- Viga 	1	140x70	2912
CoB1	Covering board- Deckbrett- Madrier de couverture- Tavola di copertura- Listón de cubierta 	5	95x19	2265
CoB2	Covering board- Deckbrett- Madrier de couverture- Tavola di copertura- Listón de cubierta 	1	70x19	2165
CoB3	Covering board- Deckbrett- Madrier de couverture- Tavola di copertura- Listón de cubierta 	3	95x19	2165
CoB4	Covering board- Deckbrett- Madrier de couverture- Tavola di copertura- Listón de cubierta 	1	70x19	2265
Pst1	Post- Pfosten- Poteau- Montante- Poste 	1	120x120	2280
Pst2	Post- Pfosten- Poteau- Montante- Poste 	3	70x70	2280
Pst3	Post- Pfosten- Poteau- Montante- Poste 	2	90x90	2280
Pst4	Post- Pfosten- Poteau- Montante- Poste 	1	140x70	415



Pos	SPECIFICATION-STÜCKLISTE-NOMENCLATURE-ELEMENTI-ESPECIFICACIÓN FR44-6030-6	Pcs	Profile (mm)	Length (mm)
Pst5	 Post- Pfosten- Poteau- Montante- Poste	7	70x28	400
RoR1	 Rafter- Sparre- Chevron- Trave- Cabrio	2	140x70	1039
Sis1	 Side slat- Randleiste- Baguette en bordure- Listón de borde- Listello bordo	2	70x19	1960
Sis2	 Side slat- Randleiste- Baguette en bordure- Listón de borde- Listello bordo	4	95x19	1960
Sis3	 Side slat- Randleiste- Baguette en bordure- Listón de borde- Listello bordo	2	19x19	2025
Sis4	 Side slat- Randleiste- Baguette en bordure- Listón de borde- Listello bordo	2	120x19	2960
Sis5	 Side slat- Randleiste- Baguette en bordure- Listón de borde- Listello bordo	2	120x19	2050
Sla1	 Slat- Leiste- Baguette- Listello- Listón	2	28x45	1990
Sla2	 Slat- Leiste- Baguette- Listello- Listón	2	28x45	1819
PR1	 Purlin- Dachpfette- Arbalétrier- Arcareccio- Correa	2	70x140	3500
PR2	 Purlin- Dachpfette- Arbalétrier- Arcareccio- Correa	2	70x140	2850
PR3	 Purlin- Dachpfette- Arbalétrier- Arcareccio- Correa	1	70x140	3500
PR4	 Purlin- Dachpfette- Arbalétrier- Arcareccio- Correa	1	70x140	2850
FB2-1	Floor board- Fussbodenbrett- Madrier du plancher - Tavola pavimento- Tabla de suelo 	66	89x19	2906
RB2-1	Roof board- Dachbrett- Madrier du toit- Tavola tetto- Tabla de tejado 	144	89x19	1750
Dia-1	Diamond- Deckbrett- Madrier- Tavola di copertura- Rombo 	2	19x140	300
EaE5-1	Eave edging- Dachrandbrett- Madrier en bordure du toit- Tavola bordo tetto- Tabla de valadizo 	4	19x95	3175
FaB7-1	Facia board- Giebelblende- Écran frontal- Schermo frontone- Tabla de facia 	4	19x120	1790
FIB2-1	Floor beading- Fussbodenleiste- Baguette du plancher- Listello pavimento- Listón de suelo 	8	19x19	1960
RE2-1	Roof edge reinforcement- Dachrandleiste- Baguette en bordure du toit- Rinforzo bordo tetto- Refuerzo borde tejado 	2	32x40	3070
RE2-2	Roof edge reinforcement- Dachrandleiste- Baguette en bordure du toit- Rinforzo bordo tetto- Refuerzo borde tejado 	2	32x40	3280
Sis1-1	Side slat- Randleiste- Baguette en bordure- Listón de borde- Listello bordo 	1	19x70	1100
Sis1-2	Side slat- Randleiste- Baguette en bordure- Listón de borde- Listello bordo 	4	19x70	1950
Sis2-1	Side slat- Randleiste- Baguette en bordure- Listón de borde- Listello bordo 	3	19x95	1250
WB1-1	Wind brace- Windbrett- Madrier contre le vent- Tavola vento- Tabla contra el viento 	4	16x45	1790




Pos	SPECIFICATION-STÜCKLISTE-NOMENCLATURE-ELEMENTI-ESPECIFICACIÓN FR44-6030-6	Pcs	Profile (mm)	Length (mm)
Fim	-Fixing kit- Befestigungsset- Moyens de fixation- Materiale di fissaggio- Kit de fijación	1		
QPOYP8 x110Zn	Bolt -Schloss-schraube -Boulon- Bullone- Perno- M8x110mm PUP0		8	
QPOKK 8x80Zn	Bolt -Schloss-schraube -Boulon- Bullone- Perno- M8x80mm KSP0		6	
QNU70x 70x55Zn	L-iron- Winkel- Angle -Angolo- Angulo 70x70x55 EM71304		6	
QNA1 4x40Me	Nail- Nagel- Clou- Chiodo- Clavo- 1.4x40mm		60	
QNA2 2x50Zn	Nail- Nagel- Clou- Chiodo- Clavo- 2.5x50mm		1000	
QNP19 5x55Zn	Nailing plate- Nagelplatte- Connecteur métallique- Piastra connettore- Placa del clavo 195x55x2.5		6	
QNP60 x240Zn	Nailing plate- Nagelplatte- Connecteur métallique- Piastra connettore- Placa del clavo 240x60x2		4	
QMUK K8Zn	Nut- Schraubenmutter- Écrou- Dado- Tuerca- M8mm		14	
QKRPP3 _5x40Zn	Screw- Schraube- Vis- Vite- Tornillo- 3.5x40mm		4	
QKRPP4 _5x50Zn	Screw- Schraube- Vis- Vite- Tornillo- 4.5x50mm		250	
QKRPP4 _5x60Zn	Screw- Schraube- Vis- Vite- Tornillo- 4.5x60mm		200	
QKRYP 5x40Zn	Screw- Schraube- Vis- Vite- Tornillo- 5x40mm ZnY		170	
QKRPP 5x90Zn	Screw- Schraube- Vis- Vite- Tornillo- 5x90mm		380	
QKRPP6 x120Zn	Screw- Schraube- Vis- Vite- Tornillo- 6x120mm		40	
QKRPP6 x150Zn	Screw- Schraube- Vis- Vite- Tornillo- 6x150mm		18	
QKRPP6 x180Zn	Screw- Schraube- Vis- Vite- Tornillo- 6x180mm		250	
QSE8 x20Zn	Washer- Dichtscheibe- Joint- Rondella- Arandela- 8x20mm		14	
A44-115	Window - Fenster - Fenetre - Finestra-Ventana 1000x1780  <p>Sis2-x (19x95x1180) x2 Sis1-x (19x70x1950) x2 835x1609mm Sis2-x (19x95x1180) x1 Sis1-x (19x70x1180) x1</p>	1		



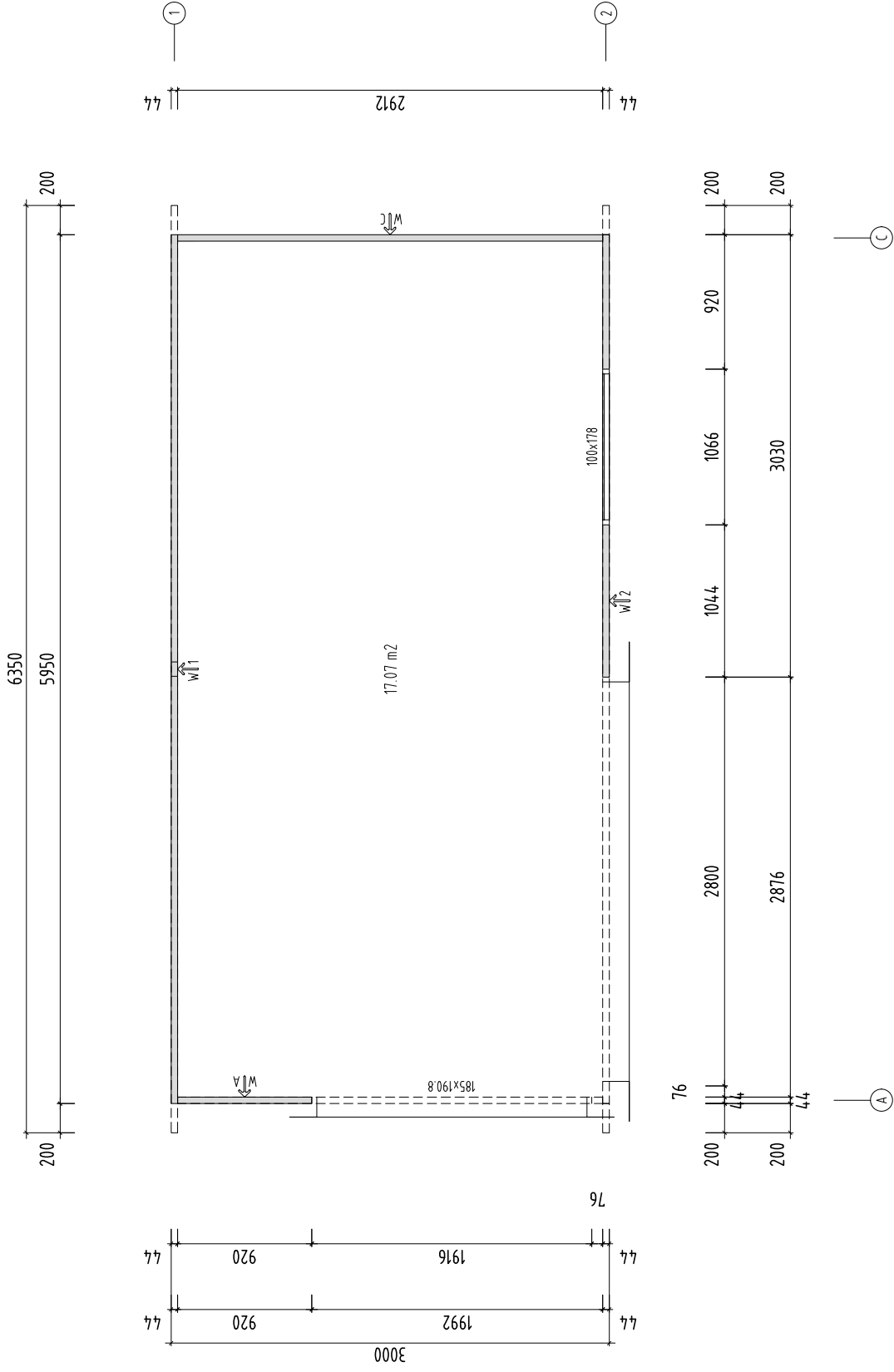
Object name FR44-6030-6

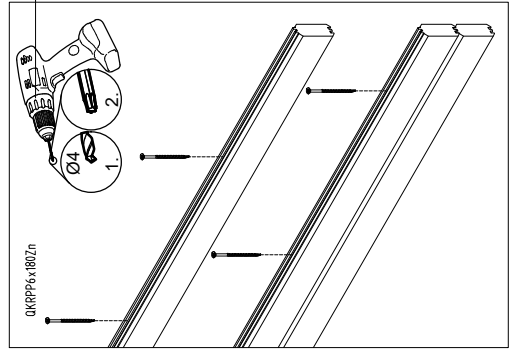
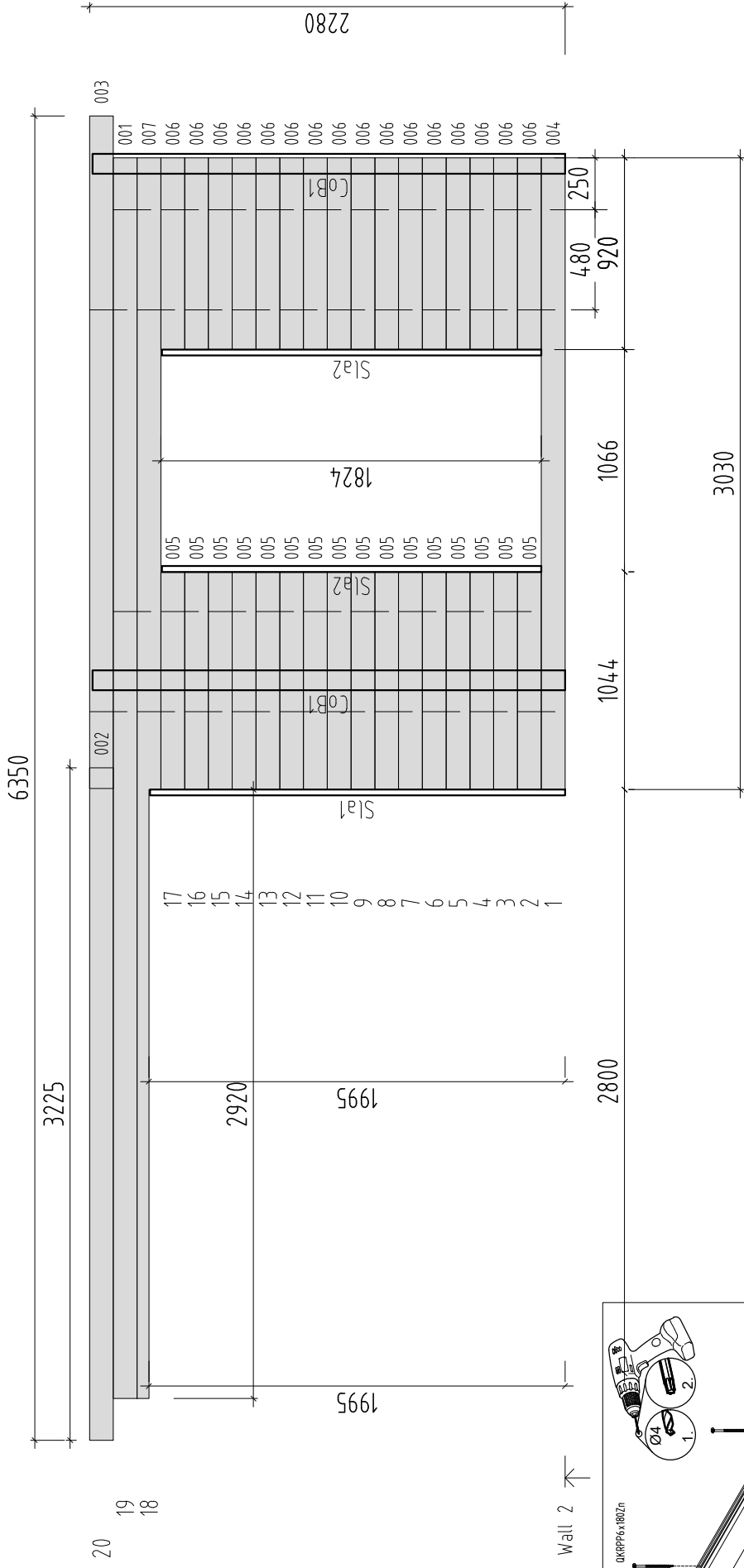
Page 3/3

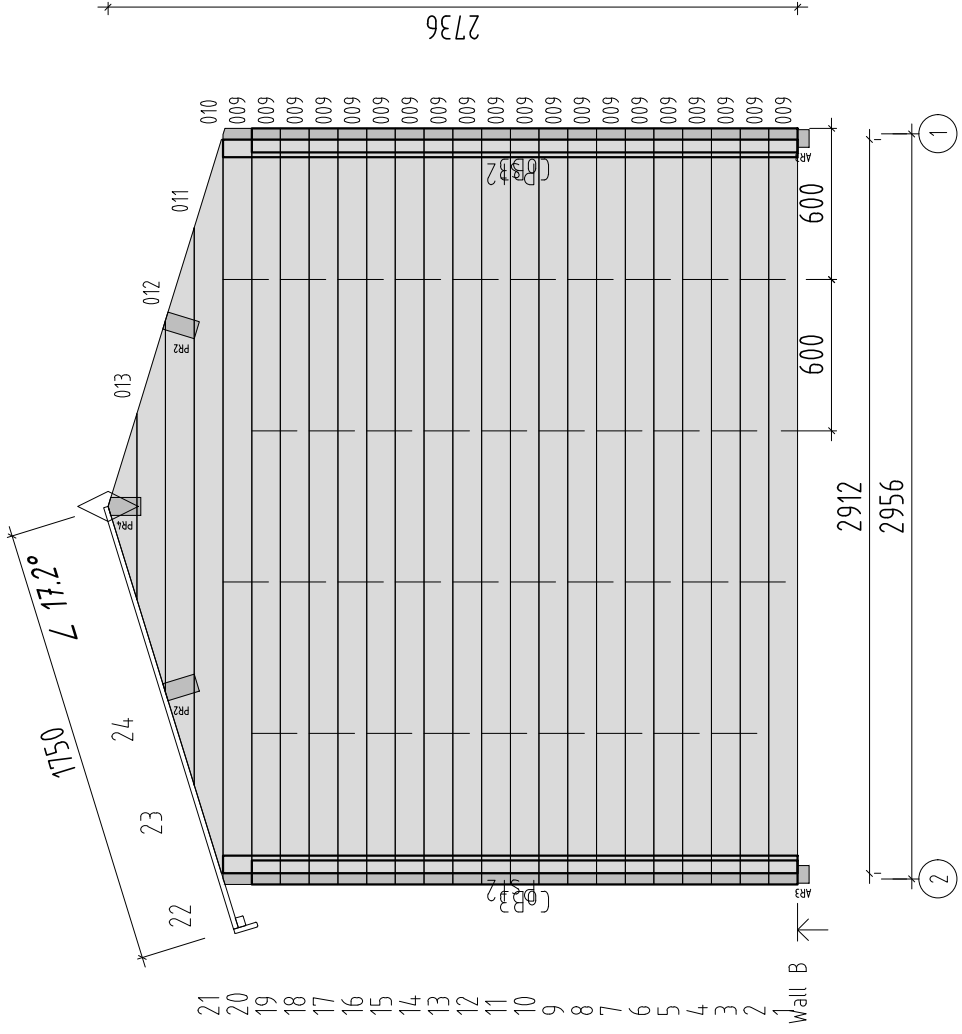


Foundation - Fundament - Fondazione - Fondation - Vigas de cimentación

H = 1.700 m
TOTAL: 17.07 m²

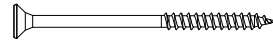
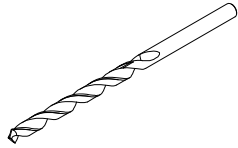





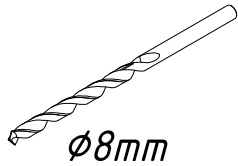


NB!

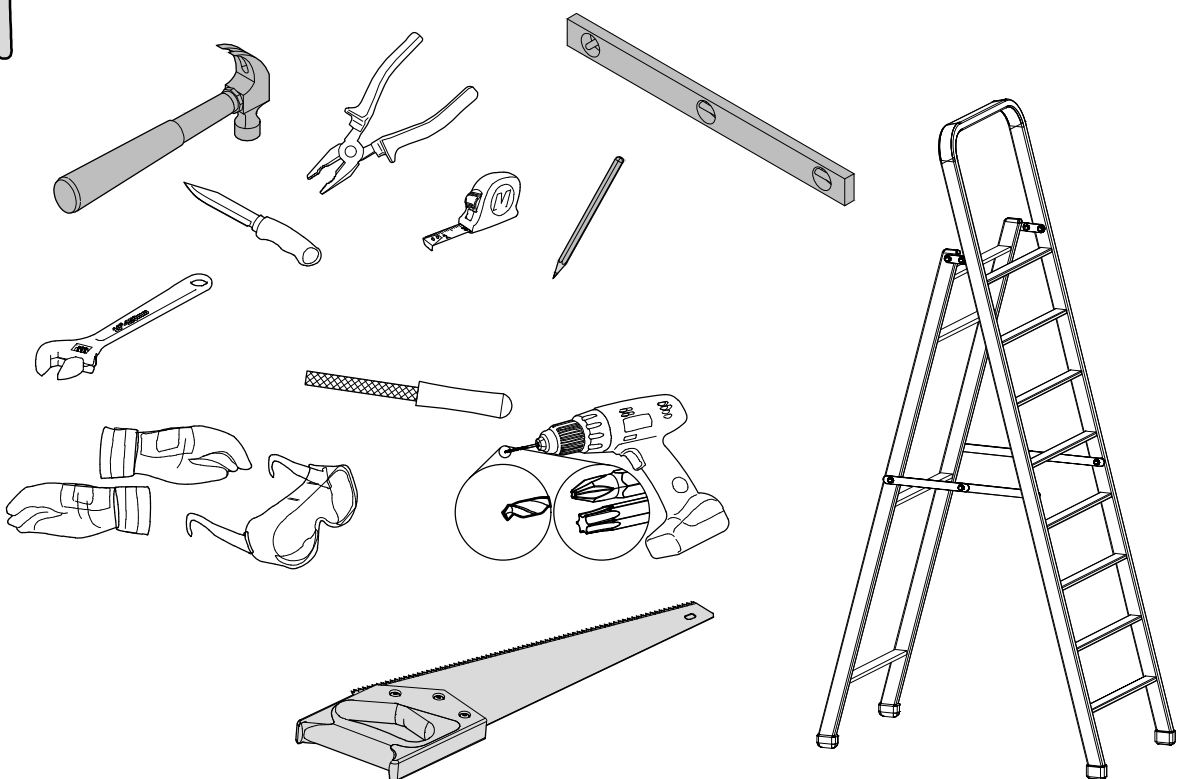
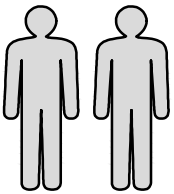
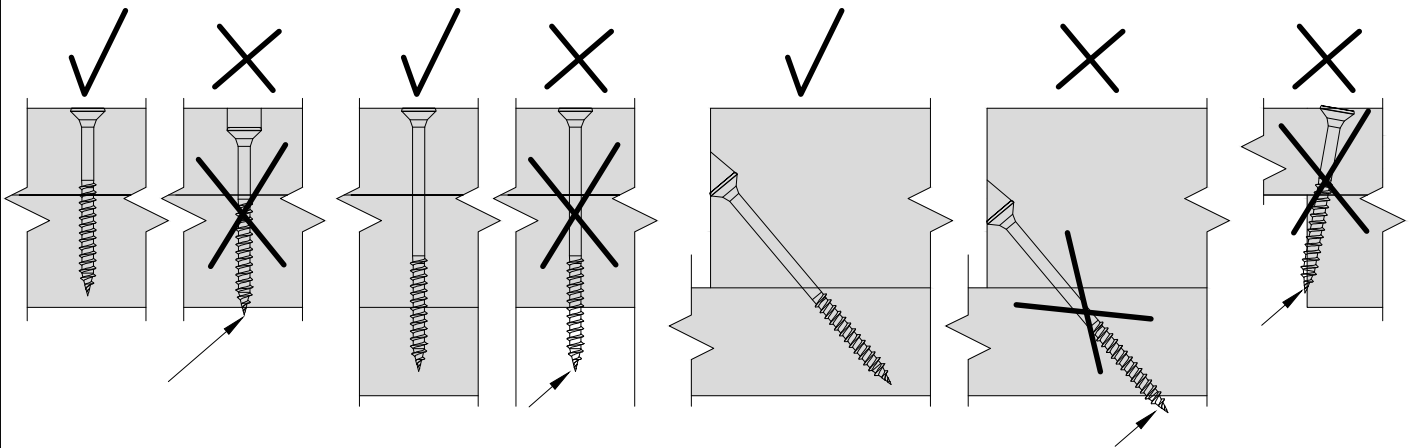
1.

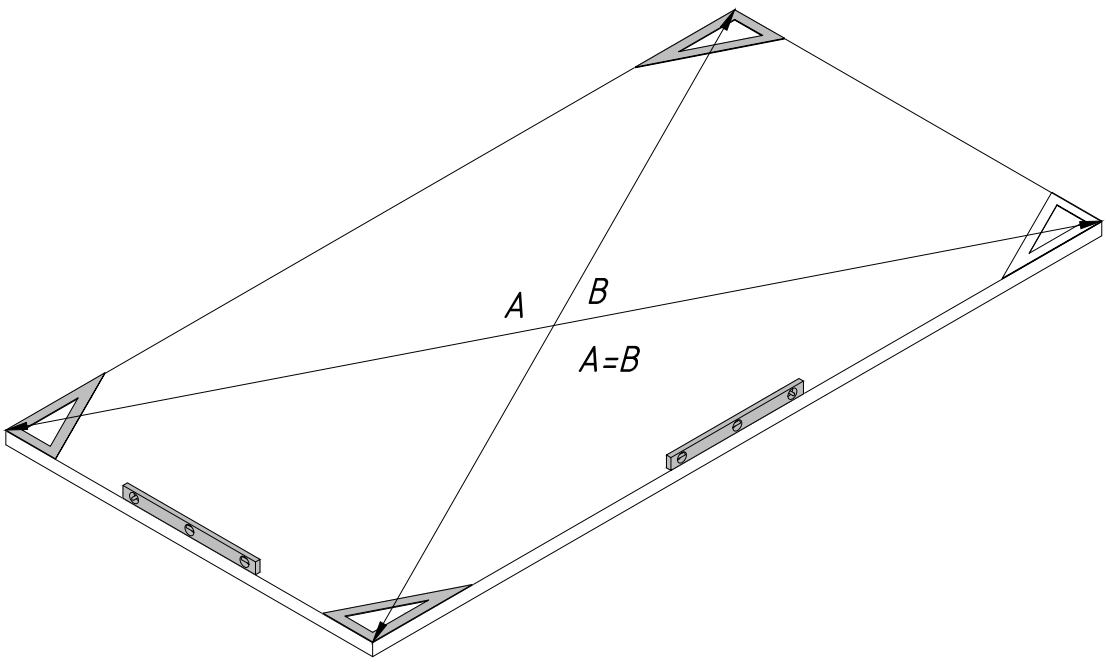


$\phi 1,5mm$	$\phi 3,0...4,0$
$\phi 2,0mm$	$\phi 4,5$
$\phi 3,0mm$	$\phi 5,0$



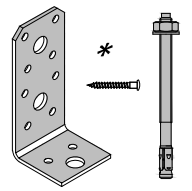
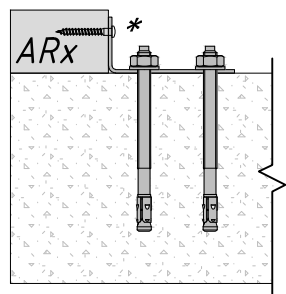
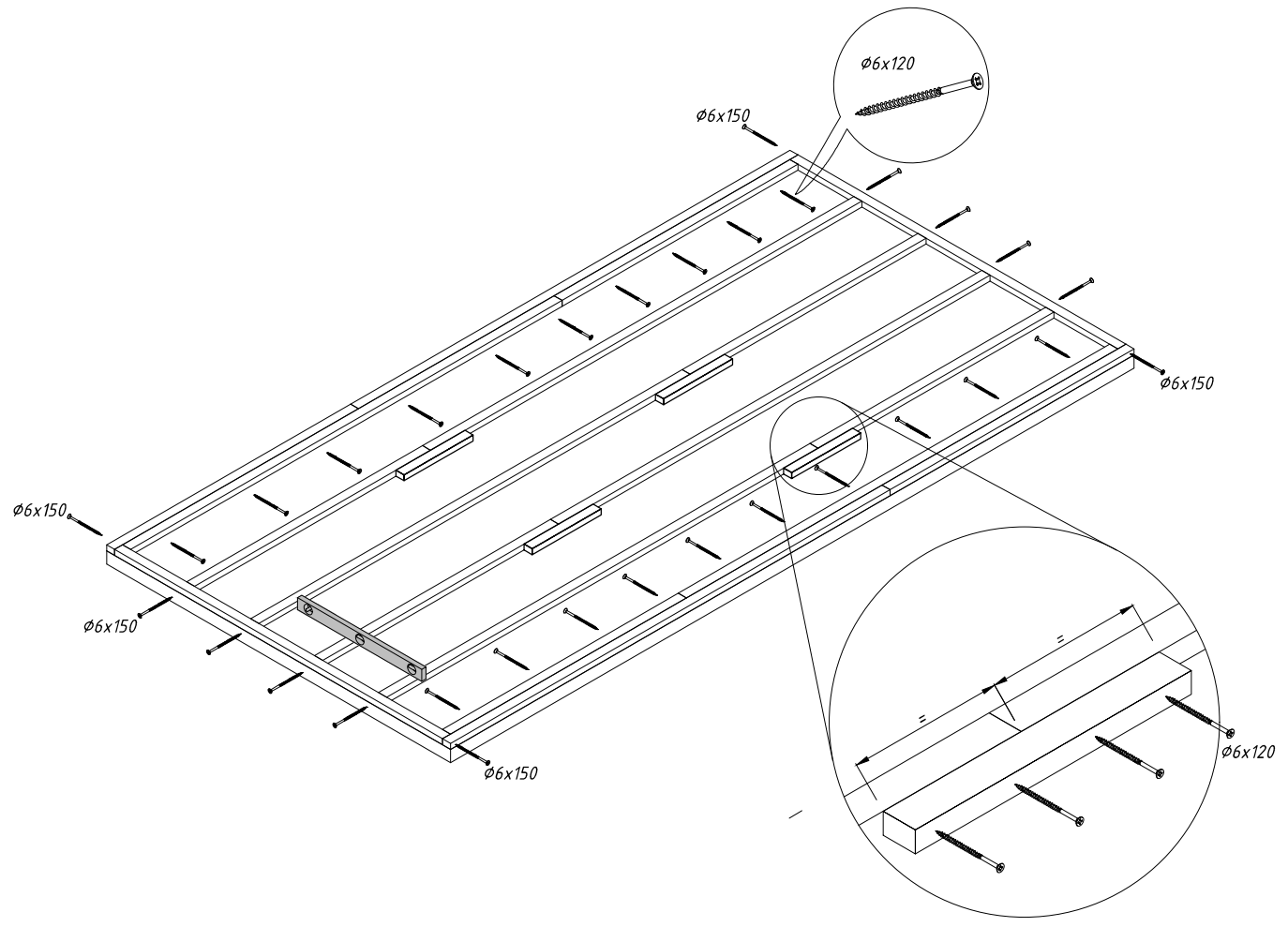
$\phi M8$



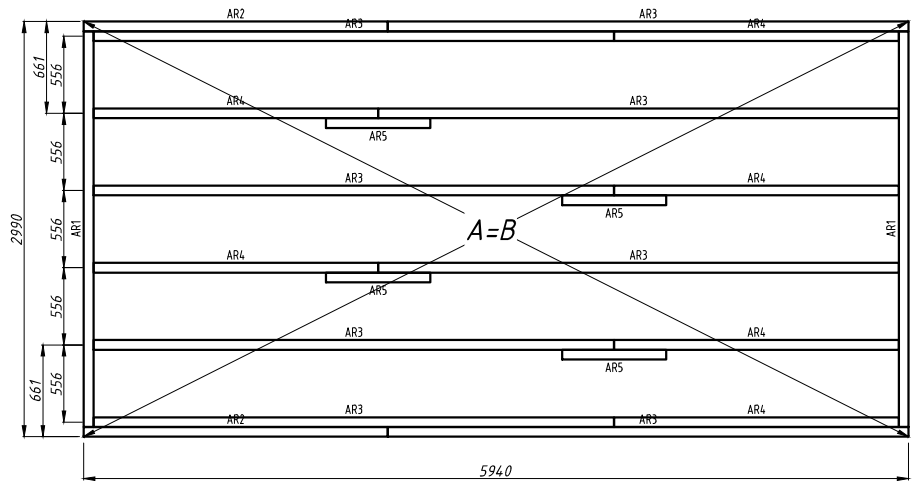


- AR1 x2
- AR2 x2
- AR3 x8
- AR4 x6
- AR5 x4
- $\phi 6 \times 120$ x36

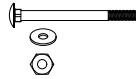
- 6x150 x12



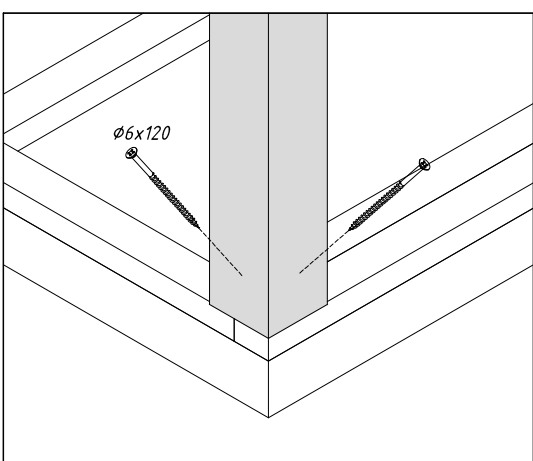
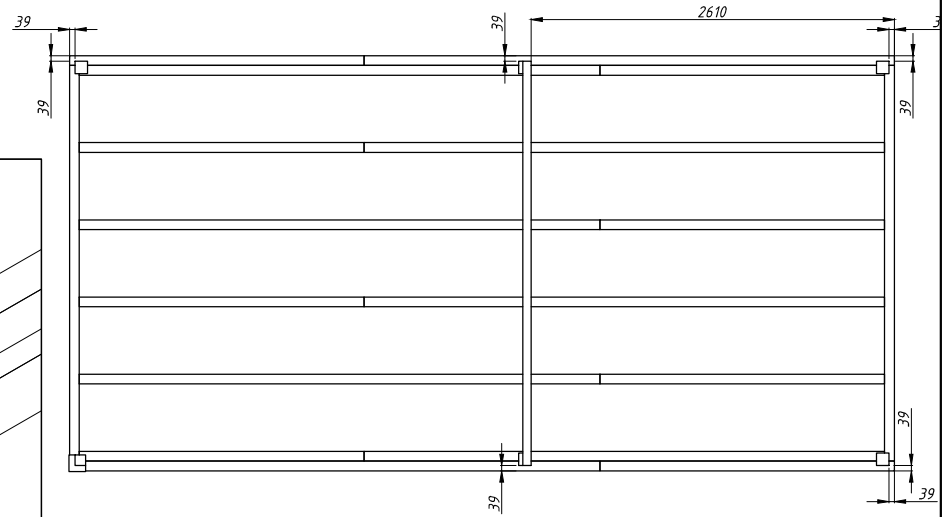
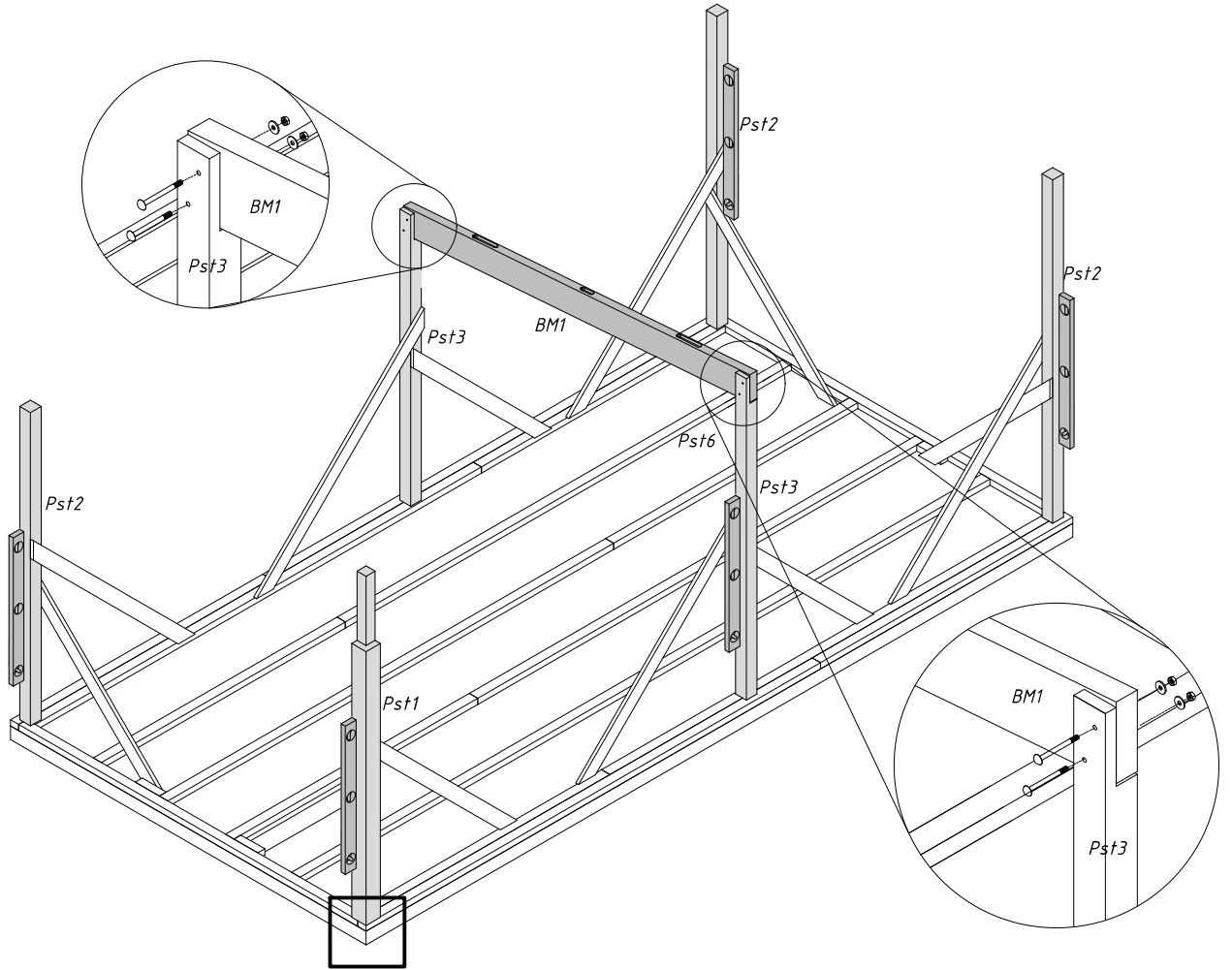
* Not included.



- Pst1 x1
- Pst2 x3
- Pst3 x2
- Pst4 x1
- Pst5 x4
- BM1 x1



x4

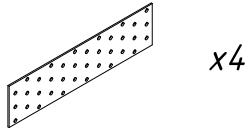



- 001 x3
- 004 x1
- 005 x2
- 006 x5
- 009 x3


$\phi 6 \times 180$ x190 *



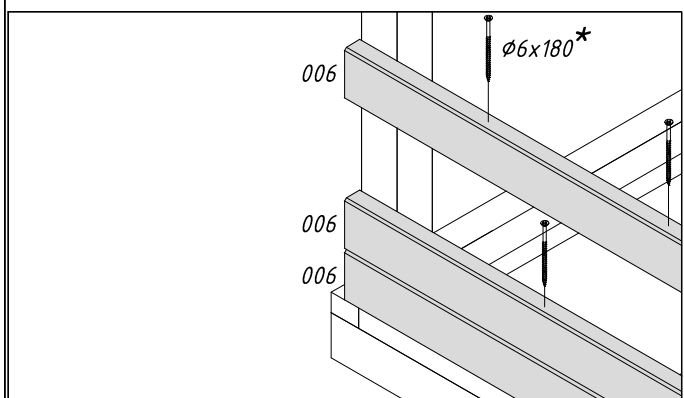
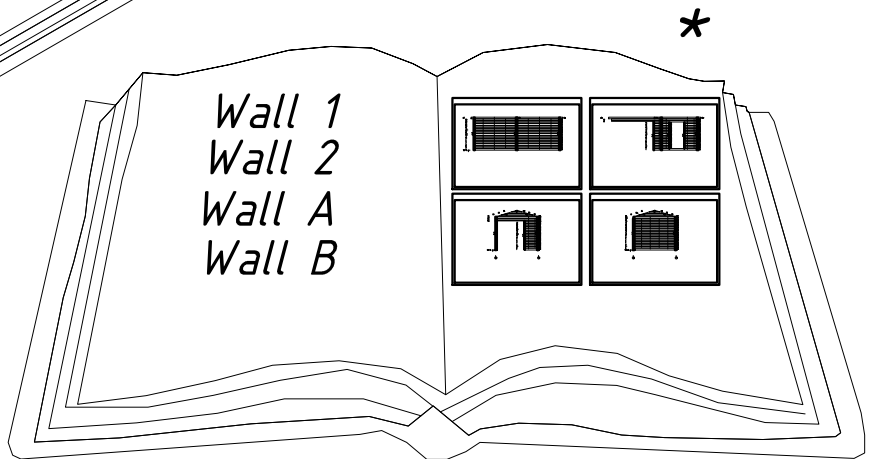
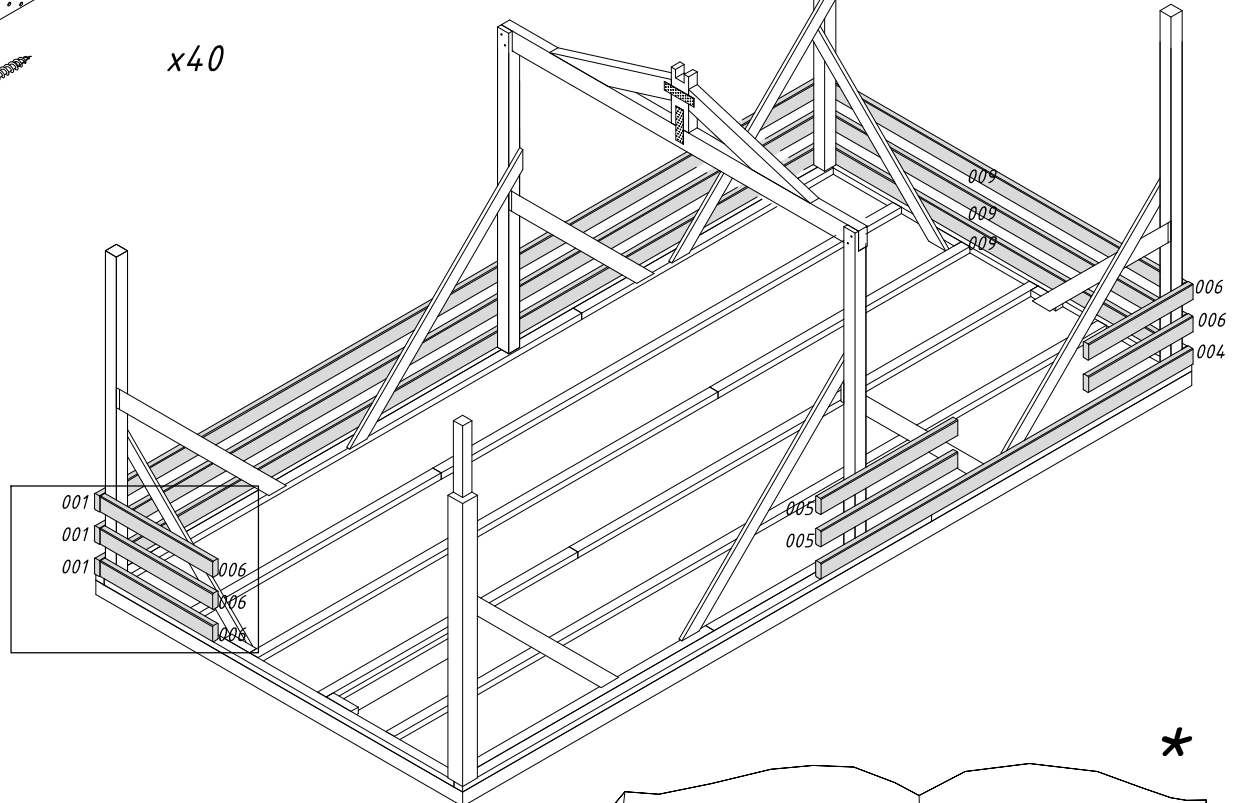
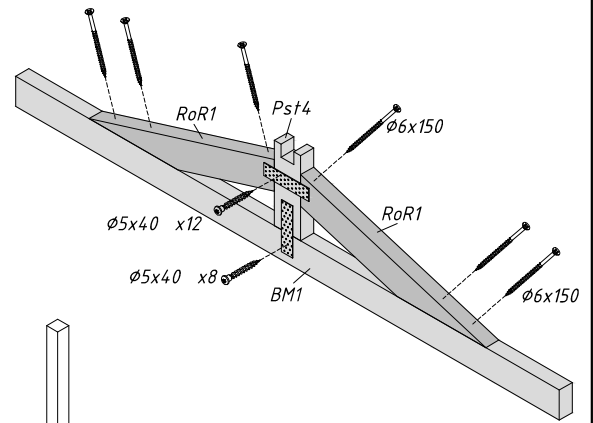
$\phi 6 \times 150$ x6



x4



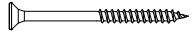
x40



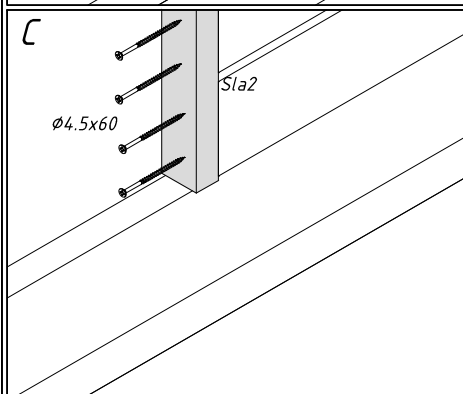
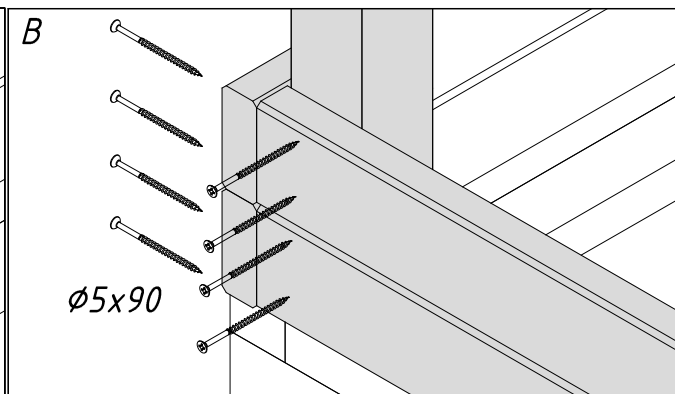
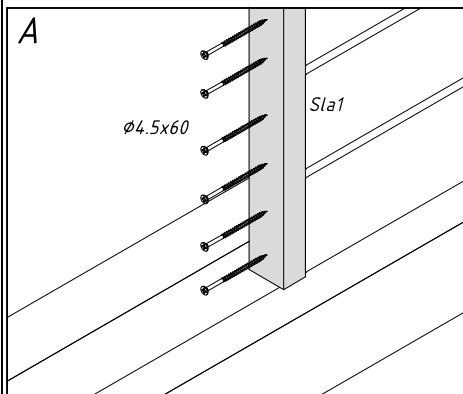
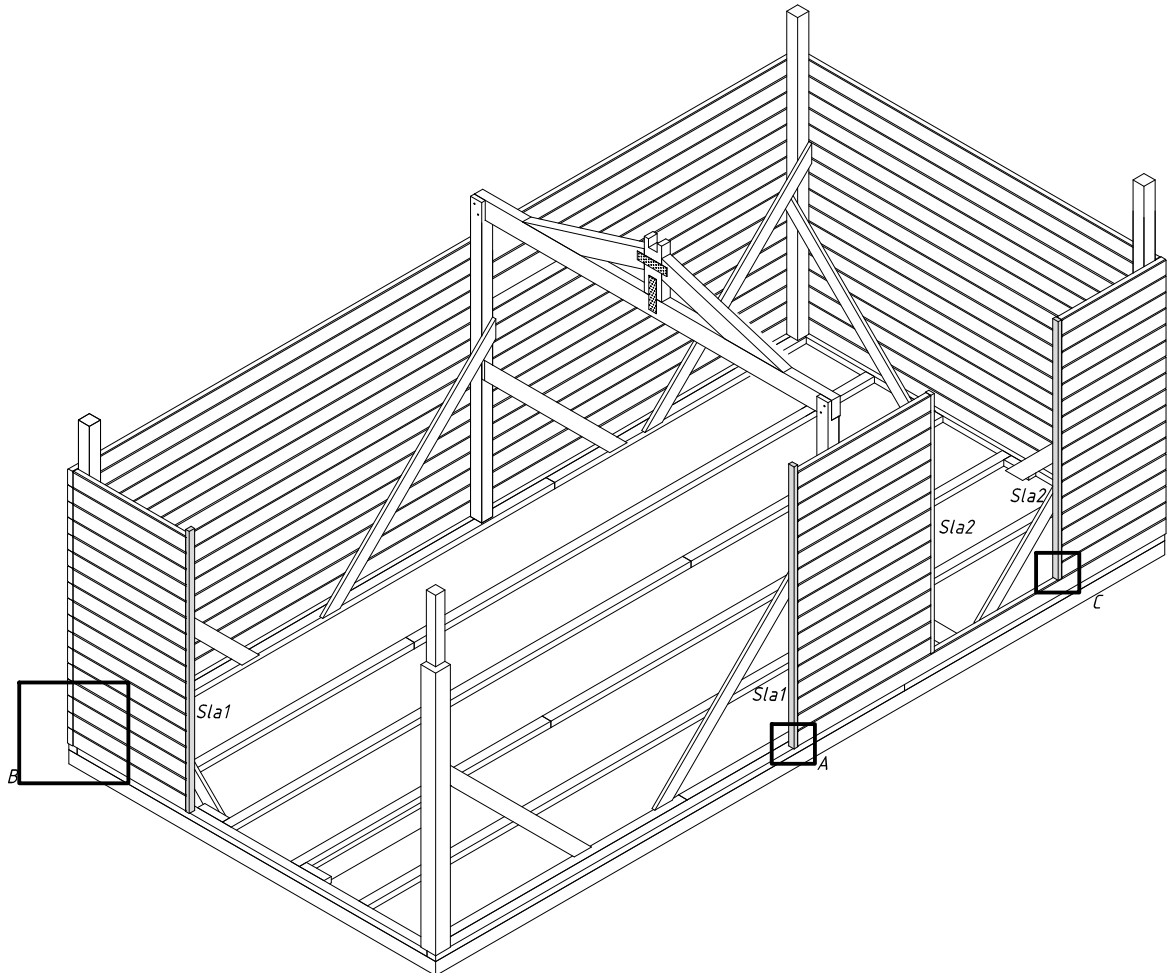
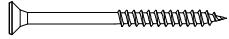
Sla1 x2

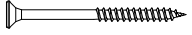
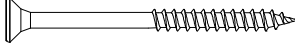
Sla2 x2

$\phi 4.5 \times 60$ x128

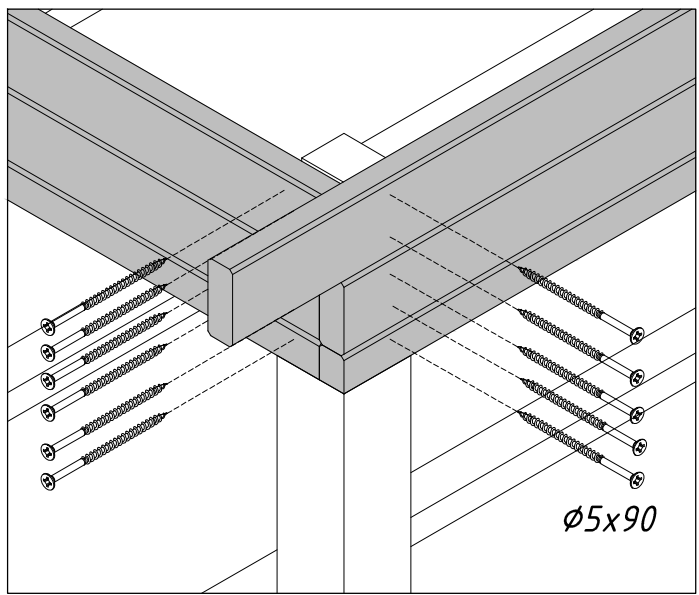
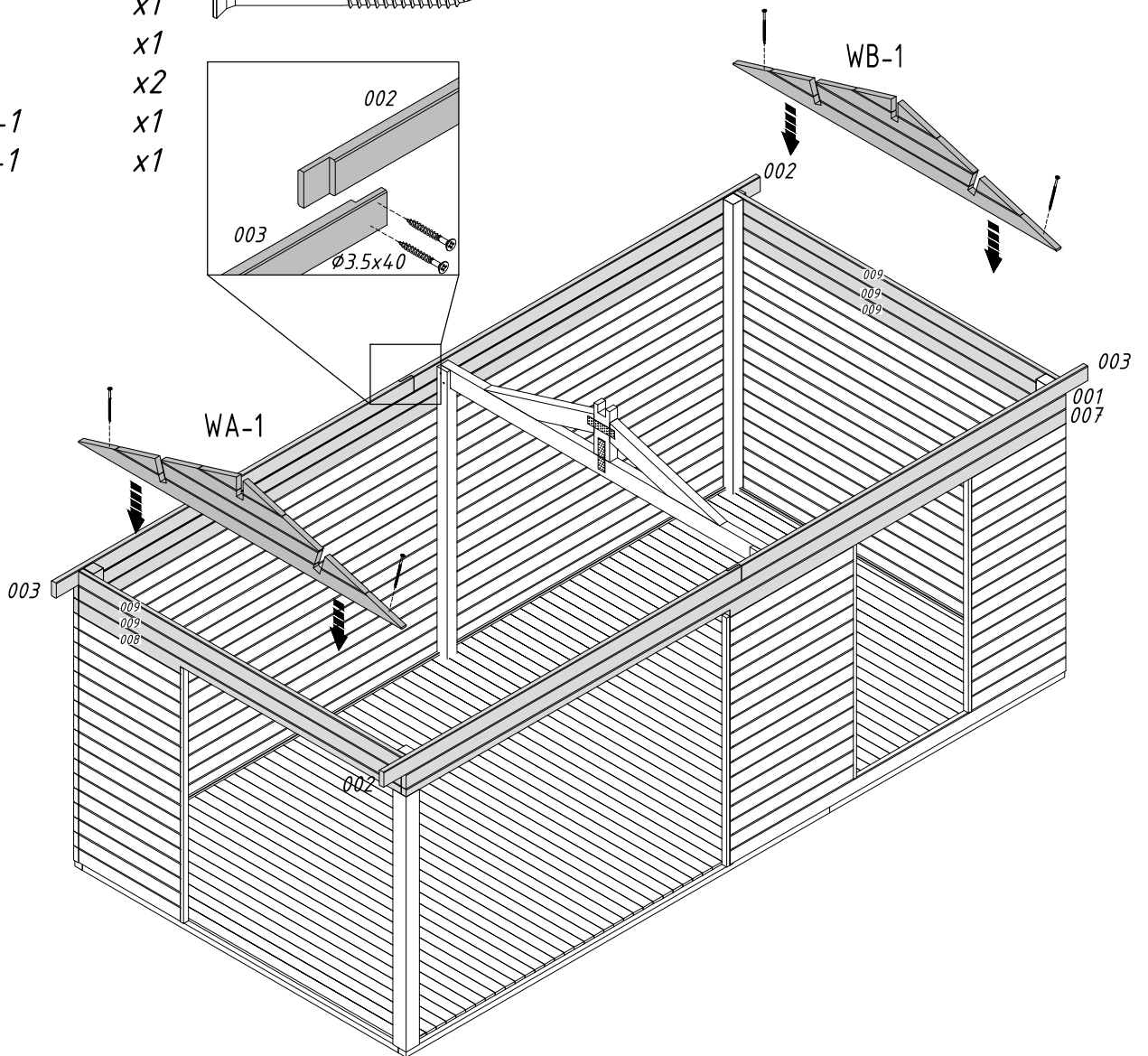
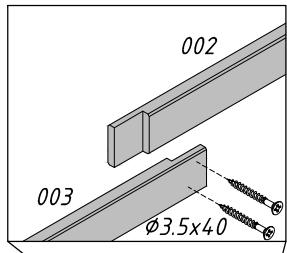


$\phi 5 \times 90$ x272



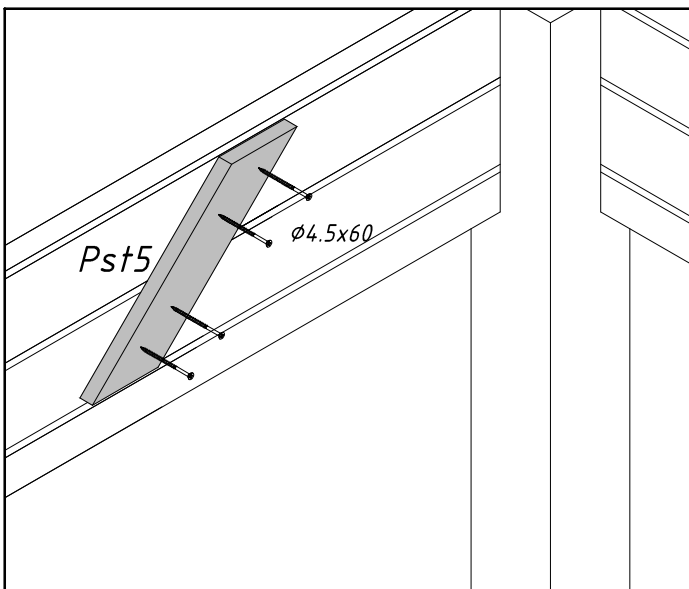
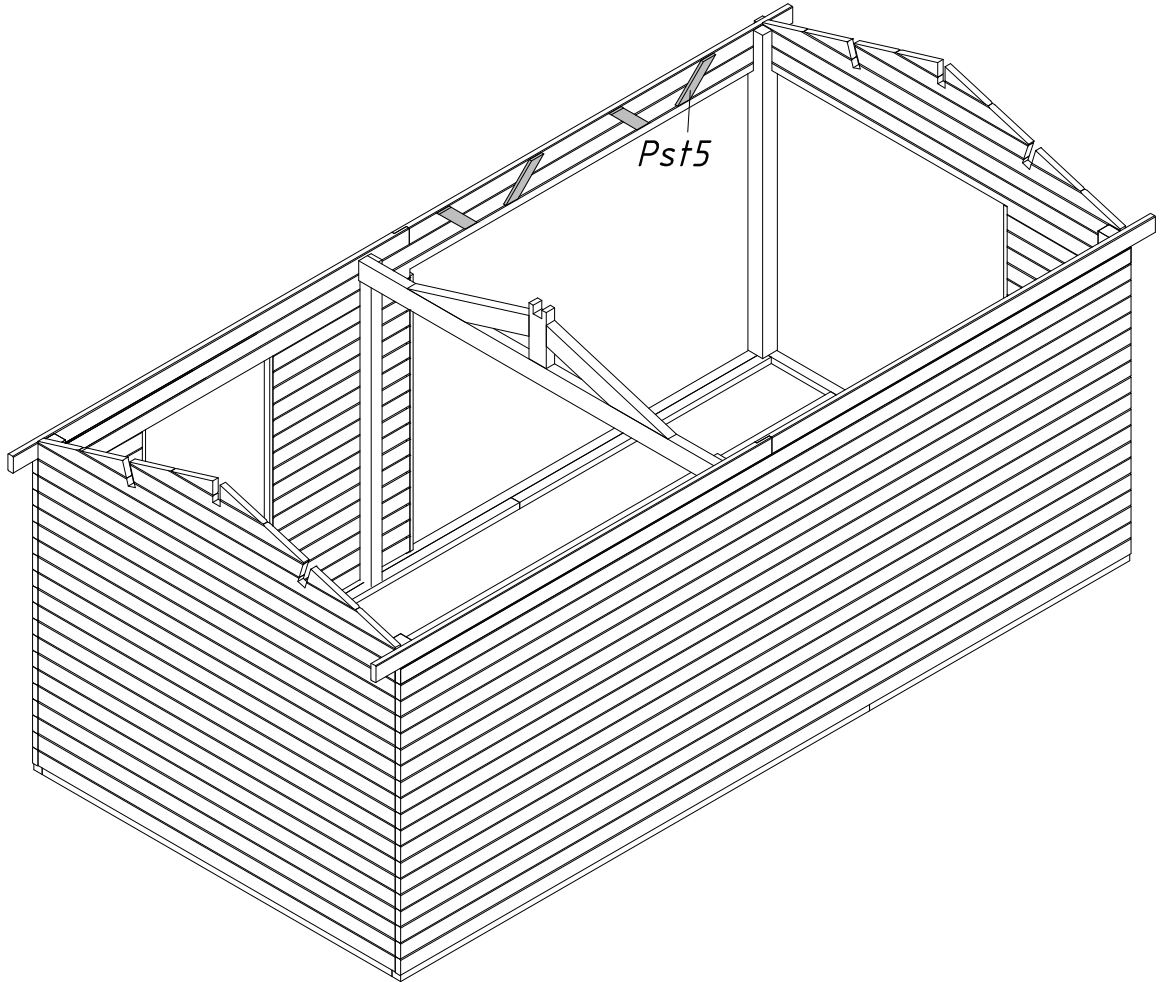
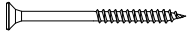
- 001 x1 $\phi 3.5 \times 40$ x4
- 002 x2 
- 003 x2 $\phi 5 \times 90$ x50
- 007 x1 

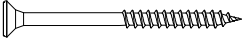
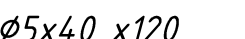
- 008 x1
- 009 x2
- WA-1 x1
- WB-1 x1




Pst5 x4

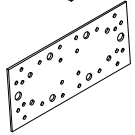
$\phi 4.5 \times 60$ x16

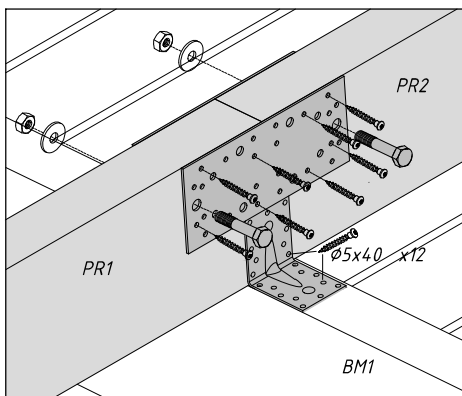
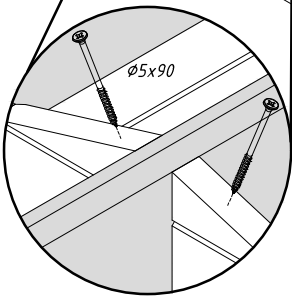
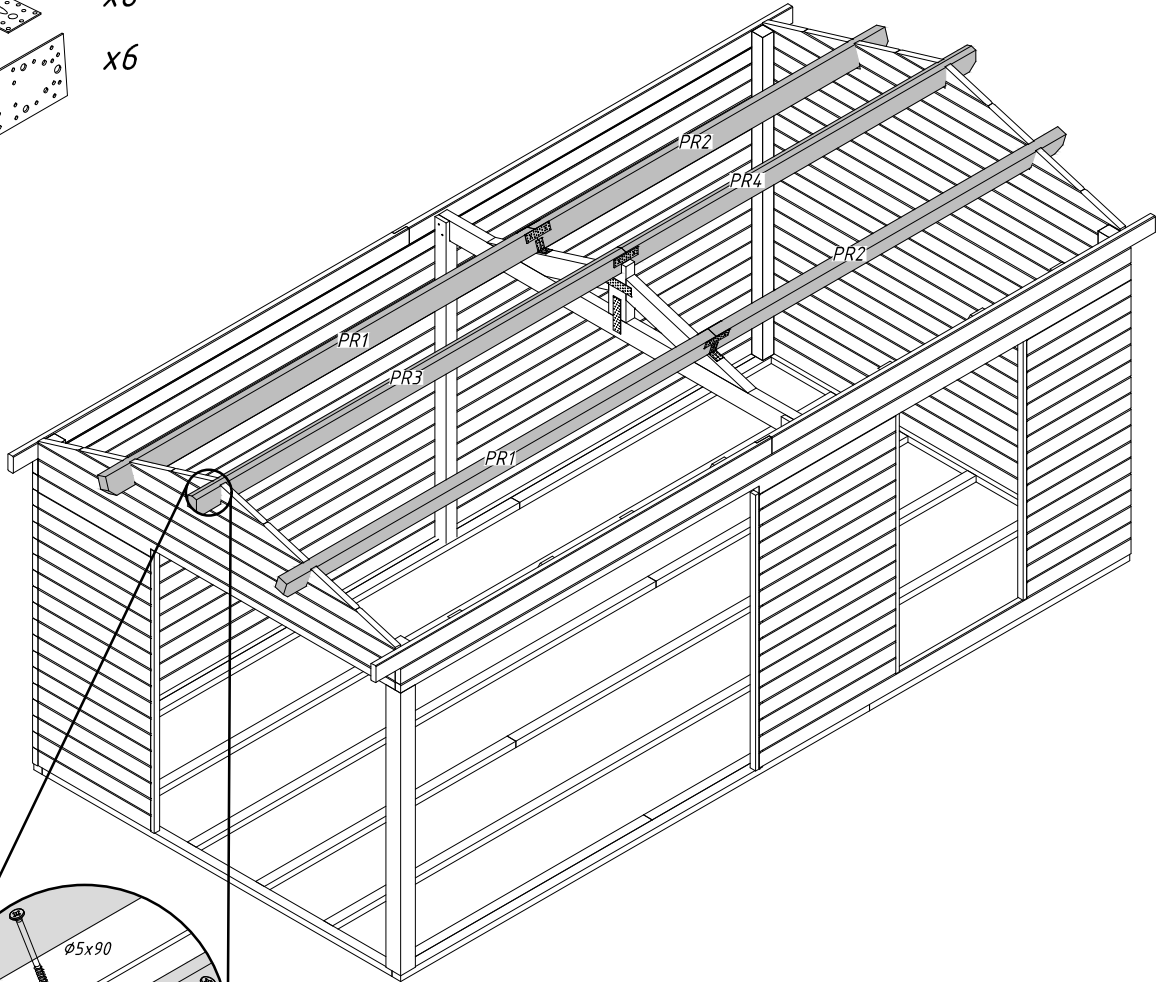


- PR1 x2 $\varnothing 5 \times 90 \times 12$
- PR2 x2 
- PR3 x1 
- PR4 x1 $\varnothing 5 \times 40 \times 120$

-  x6

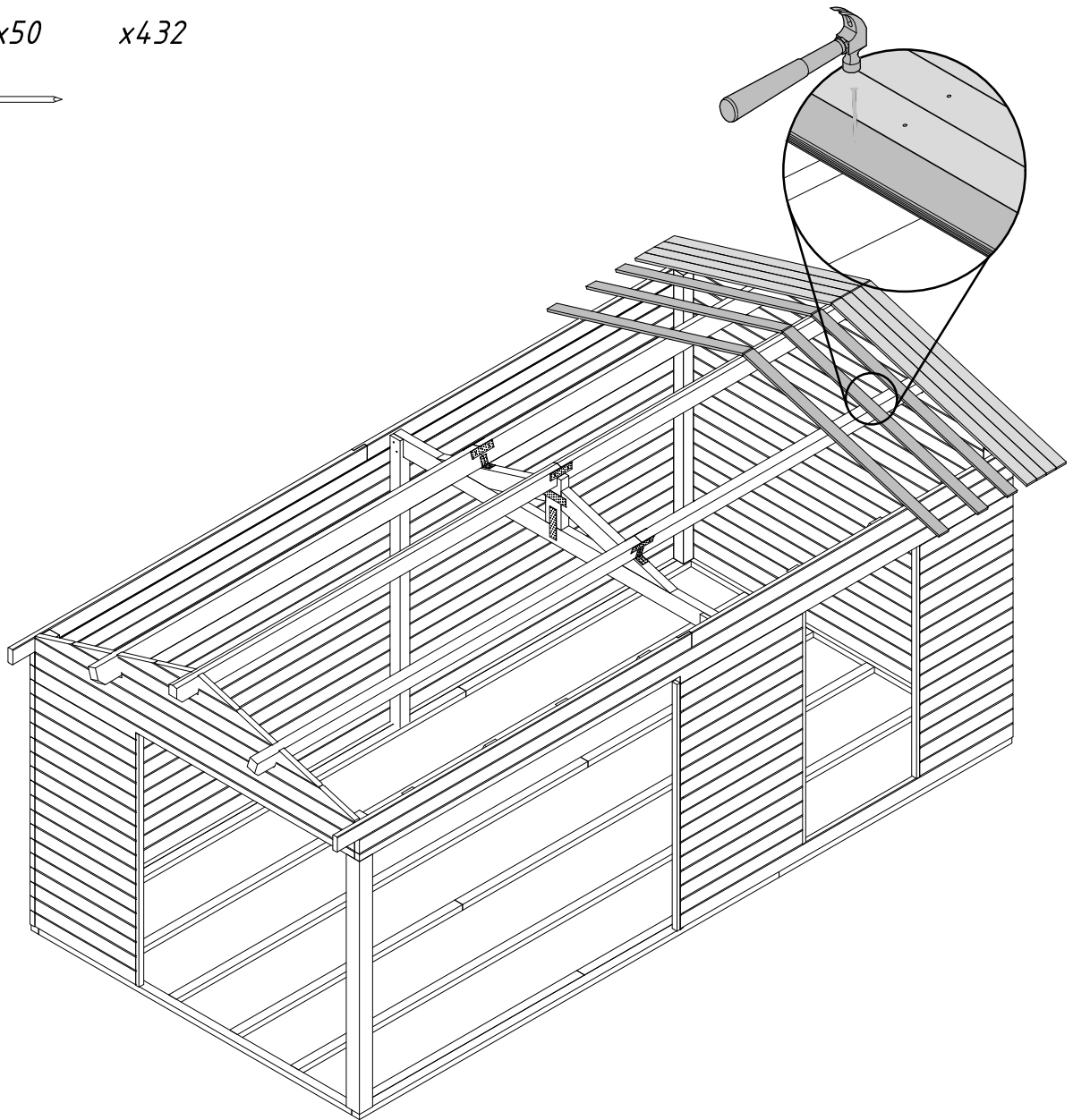
-  x6

-  x6

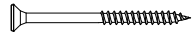


RB2-1 x144

Ø2.5x50 x432



EaE5-1 x4 $\phi 4.5 \times 50$ x110



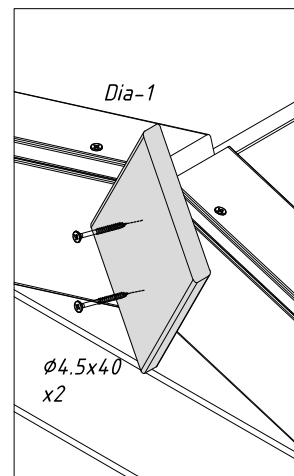
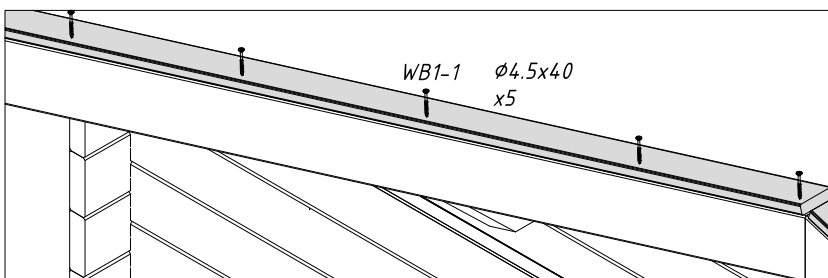
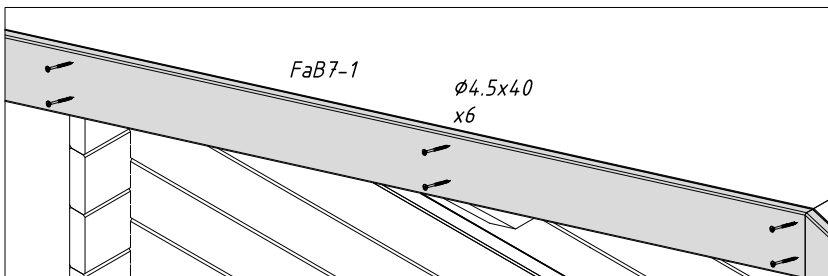
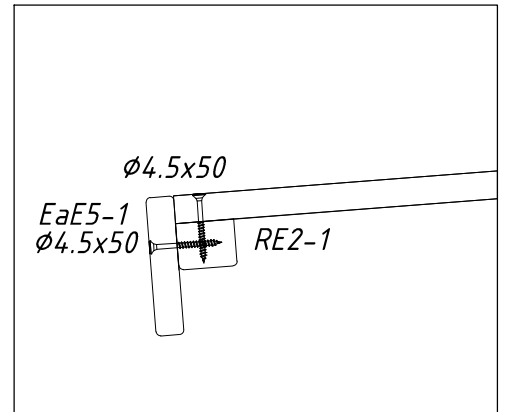
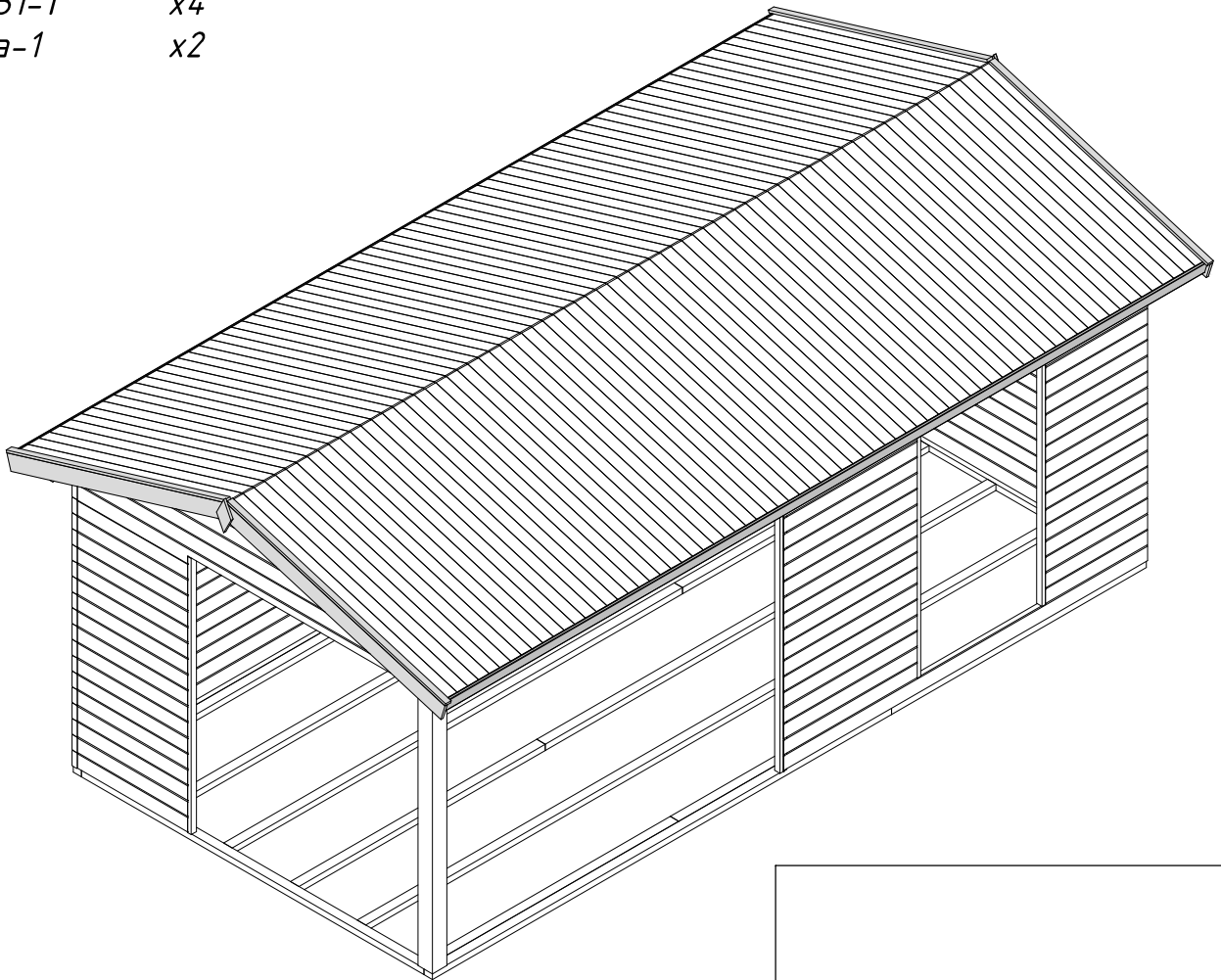
FaB7-1 x4


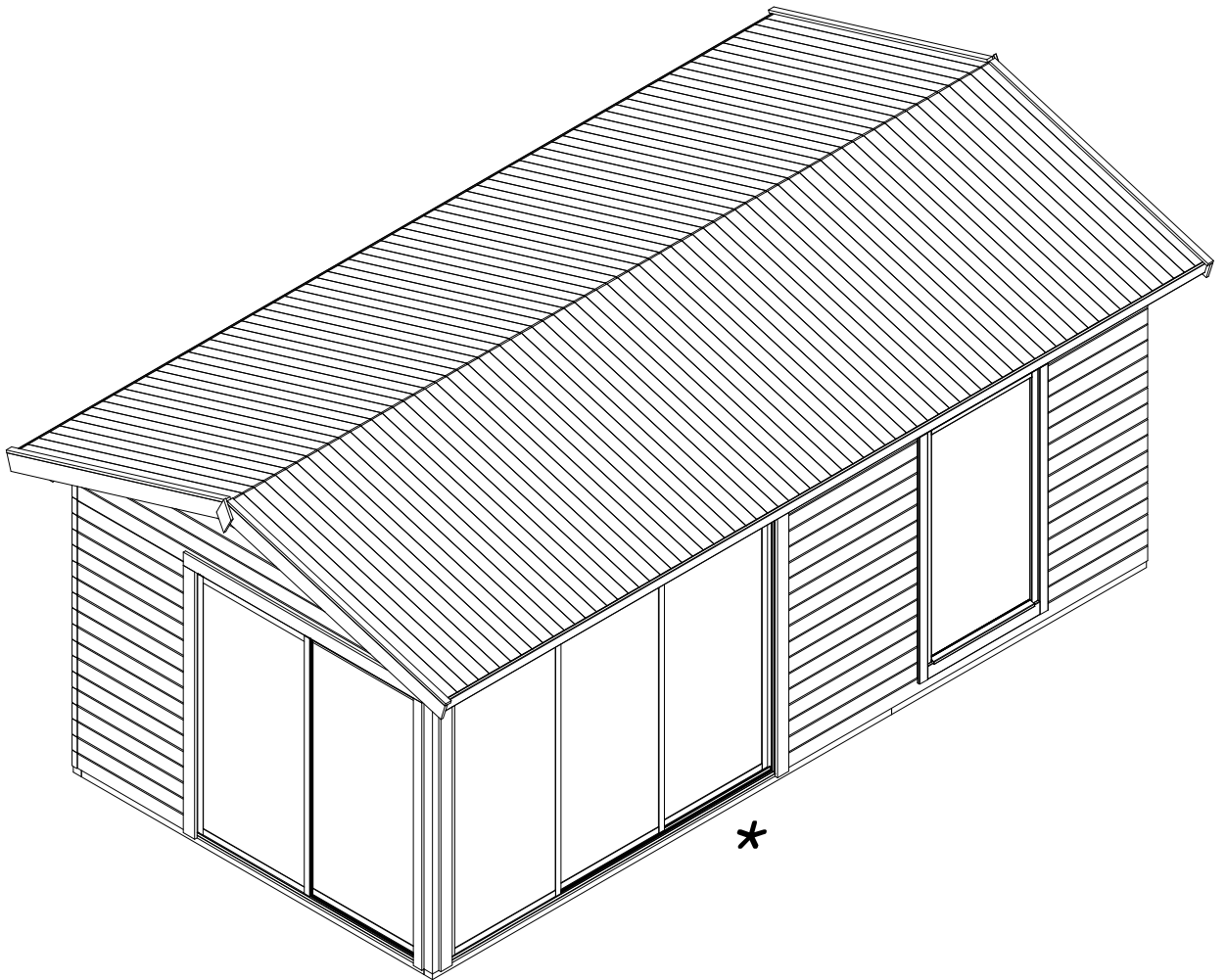
RE2-1 x2

RE2-2 x2

WB1-1 x4

Dia-1 x2





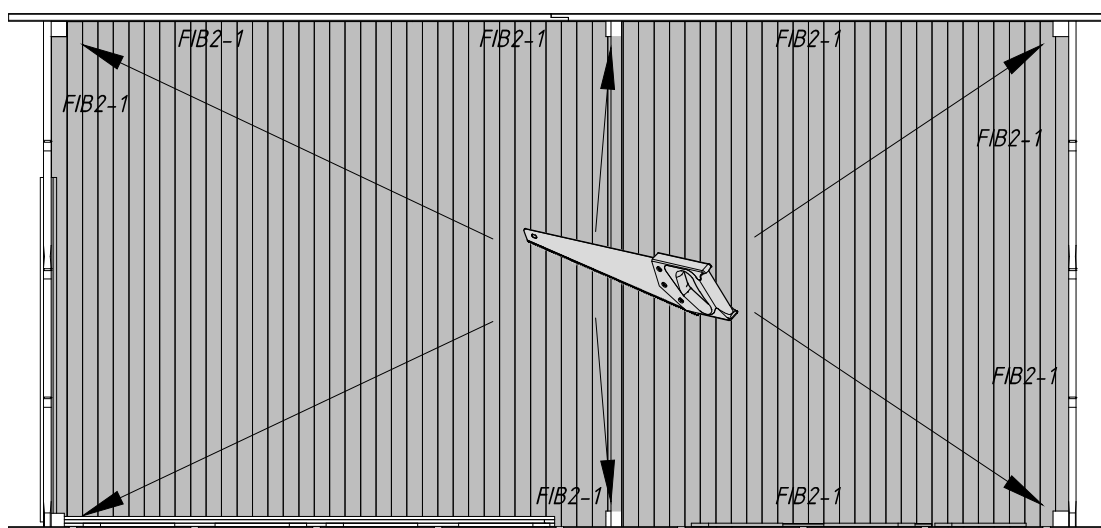
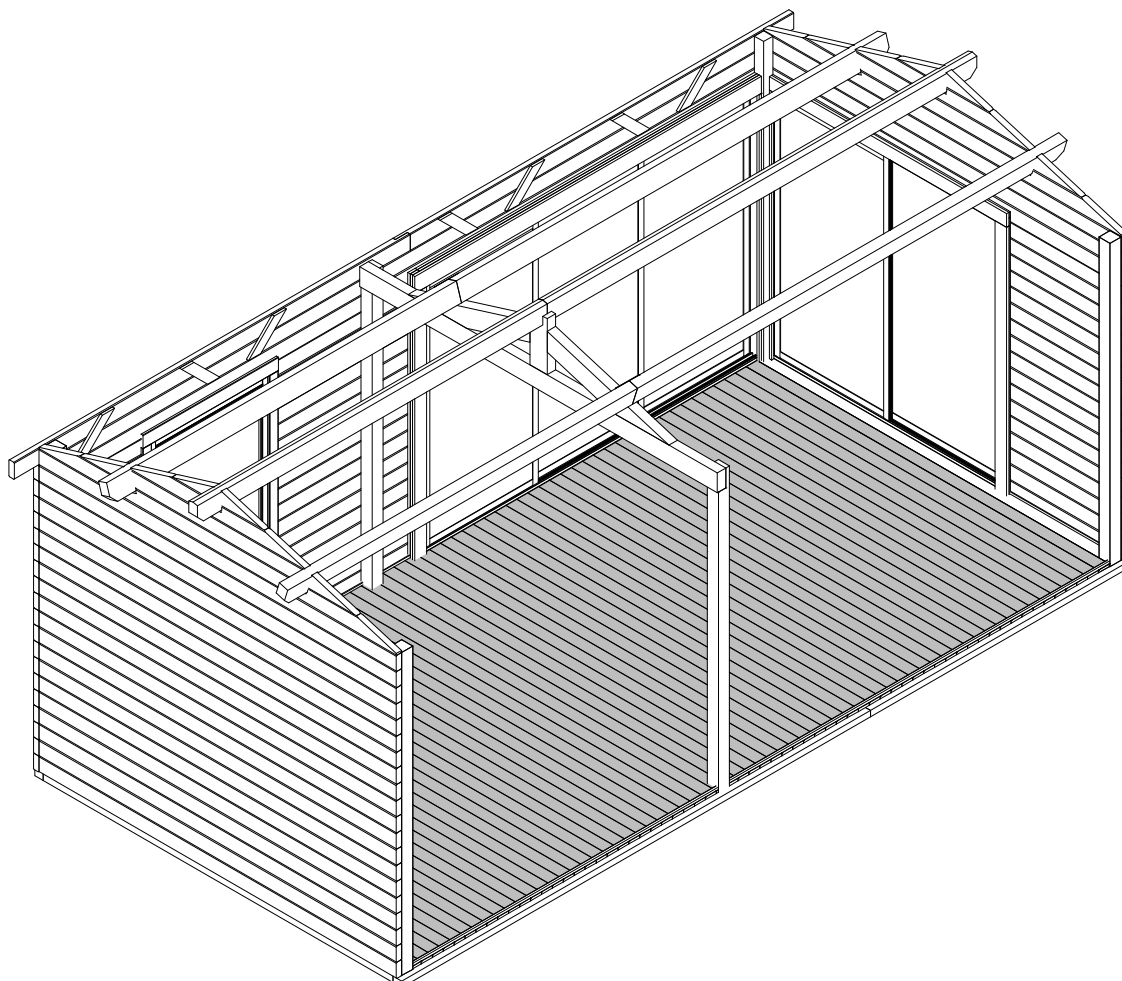
FB2-1 x66

FIB2-1 x8

∅2.5x50 x400



∅1.4x40 x60

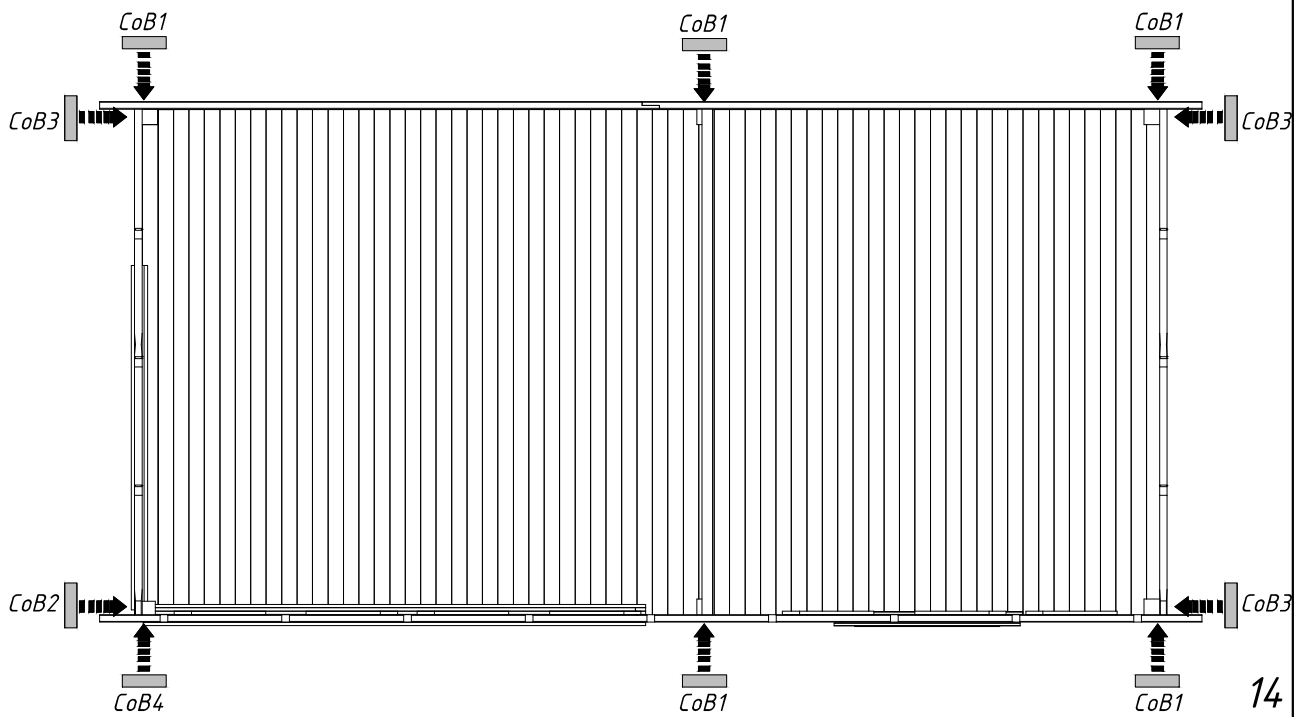
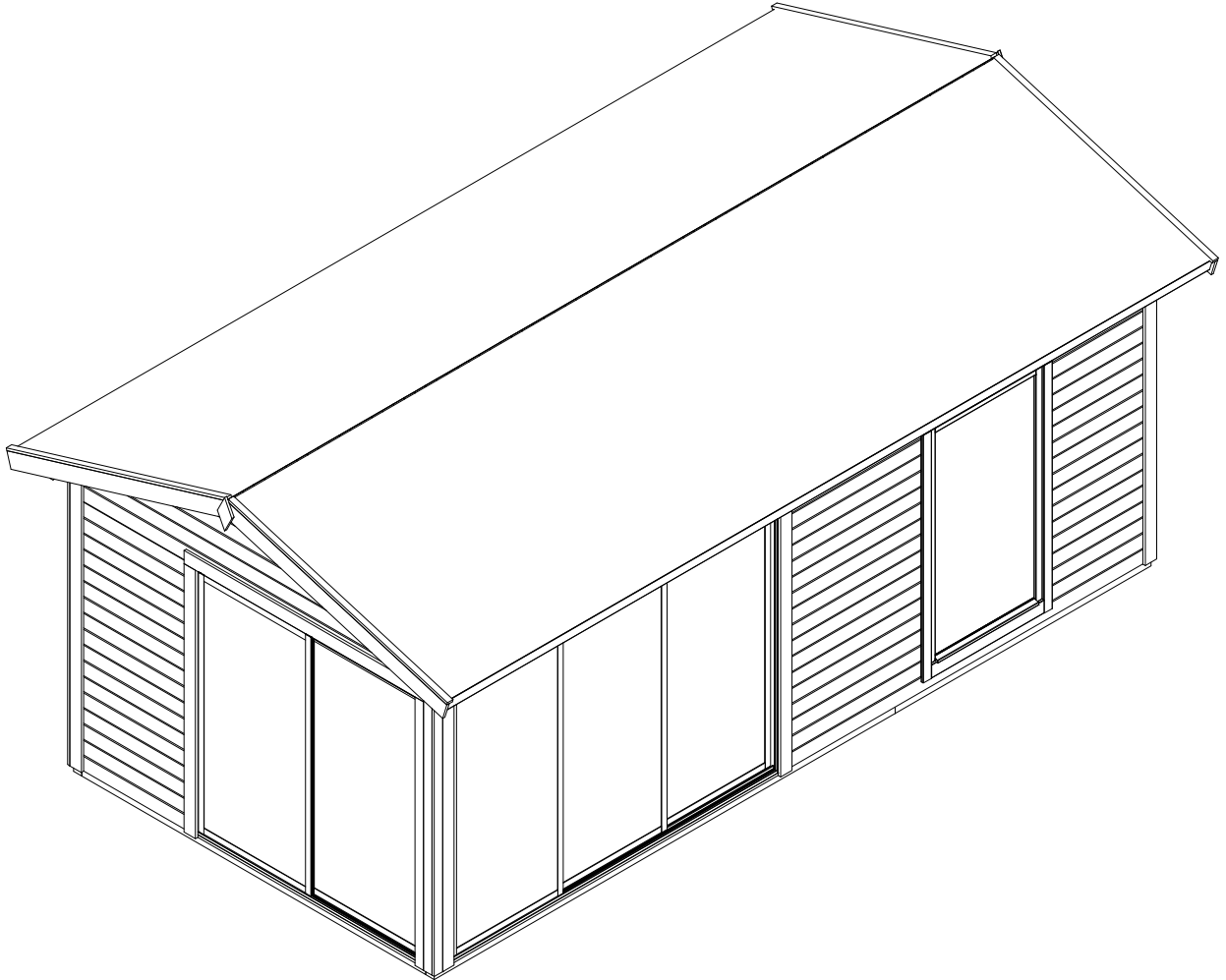


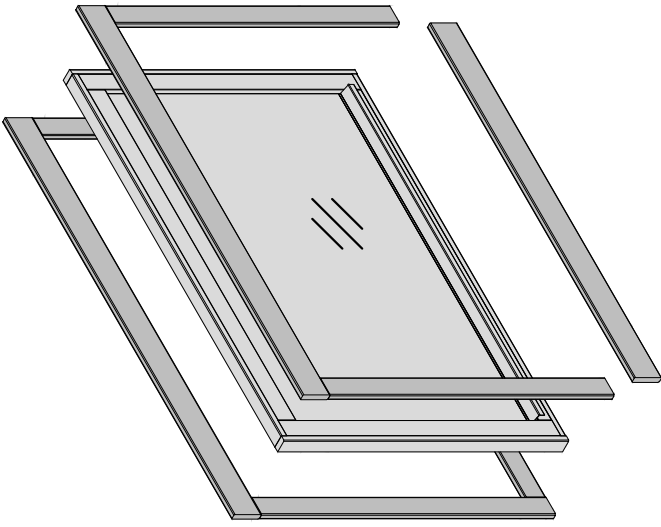
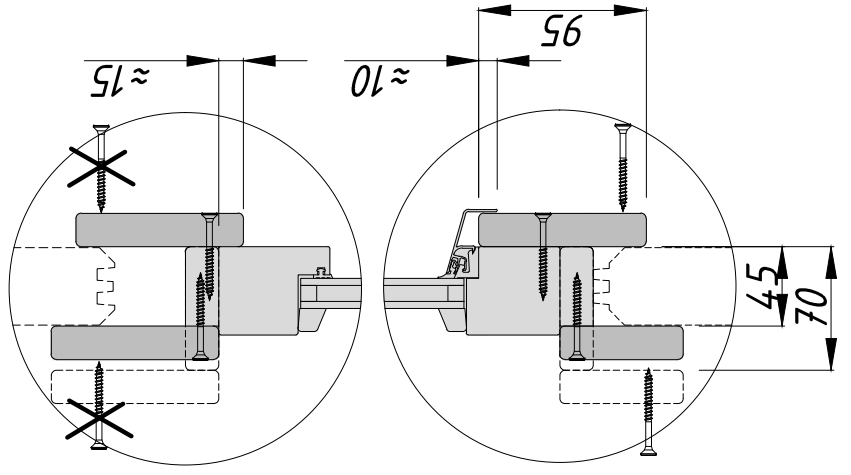
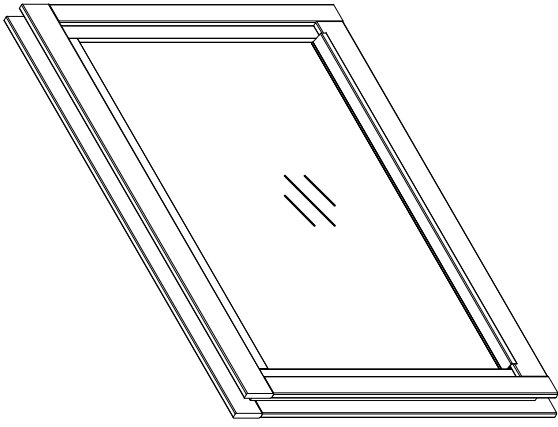
CoB1 x5 $\phi 4.5 \times 50$ x50

CoB2 x1 

CoB3 x3


CoB4 x1





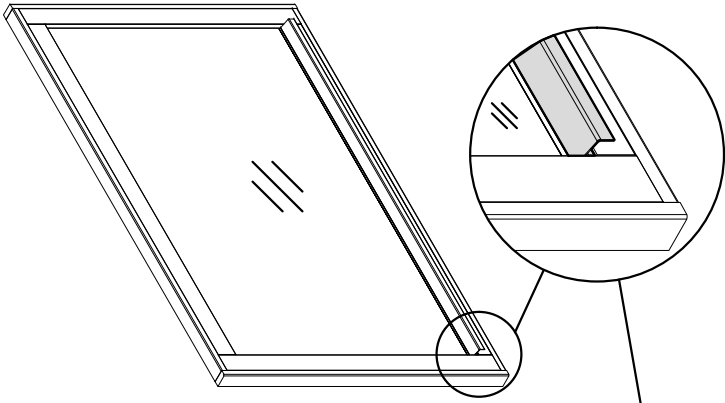
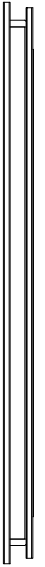
Sis1-x (19x70x) x2

Sis2-x (19x95x) x2

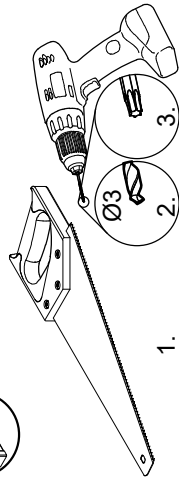



Sis2-x (19x95x) x1

Sis1-x (19x70x) x1



Sis1-x (19x70x) x2



Ø4,5x50

