

# Assembly, installation and maintenance manual

Montage-, Aufbau- und Wartungsanleitung • Assemblage, manuel de montage et d'entretien • Montaje, instalación y mantenimiento • Manuale di montaggio, installazione e manutenzione • Monterings- og vedlikeholdsmanual • Monterings-, installations- och underhållsmanual • Kokoamis-, asennus- ja huolto-ohje • Vejledning for montering og vedligehold • Handleiding voor montage, installatie en onderhoud • Manual de montagem, instalação e manutenção • Návod k montáži, instalaci a údržbě • Instrukcja montażu, instalacji i konserwacji • Surinkimo, montavimo ir priežiūros vadovas • Montāžas, uzstādīšanas un apkopes rokasgrāmata • Руководство по сборке и обслуживанию • Montaaži-, paigaldus- ja säilitamise juhend



## Cabin **PM56-4030**

<p><b>Factory inspection by</b> • Werkskontrolle durch • Contrôle à partir de l'usine par • Inspector de fábrica • Collaudato da • Fabrikkkontroll utført av • Fabriksbesiktigat av • Tehtaan tarkastaja • Fabriks Kontrol udført af • Fabriekscontrole door • Inspeção de fábrica, por: • Zkontrolováno ve výrobním závodě • Kontrola fabryczna do • Apžiūrą gamykloje atliko Rūpnīcas pārbaudi veicis • Заводской контроль • Tehase kontroll teostatud:</p> <p>.....</p>	<p><b>Date</b> • Datum • Date • Fecha • Data • Dato • Datum • Päiväys • Dato • Datum • Data • Datum • Data • Datums • Data • Дата • Kuupäev:</p> <hr/> <p><b>Pack number</b> • Pack Nr. • Packet n° • Bulto N° • Pacco N. • Serienr • Produktionsnummer • Pakettinro • Pakke nr. • Pak nr. • Número de embalagem • Číslo balení • Numer opakowania • Pakuotės numeris • Iepakojuma numurs • Упаковочный номер • Pakinumber:</p>
--	---



[www.palmako.ee/information-hub](http://www.palmako.ee/information-hub)

**English:** Before installing and using the product, please read the instructions and warranty terms at [www.palmako.ee/information-hub](http://www.palmako.ee/information-hub) to guarantee proper installation and long-lasting performance.

**Deutsch:** Wichtig! Bitte vor Aufbau und Nutzung des Produkts unbedingt die detaillierte Montageanleitung sowie die Garantiebedingungen unter [www.palmako.ee/information-hub](http://www.palmako.ee/information-hub) lesen, um eine fachgerechte Montage und eine lange Funktionssicherheit zu gewährleisten.

**Français:** Avant d'installer et d'utiliser le produit, veuillez lire les instructions et les conditions de garantie sur [www.palmako.ee/information-hub](http://www.palmako.ee/information-hub) afin de garantir une installation correcte et la longévité du produit.

**Español:** Antes de instalar y utilizar el producto, lea las instrucciones y las condiciones de garantía en [www.palmako.ee/information-hub](http://www.palmako.ee/information-hub) para asegurar una instalación correcta y una larga vida útil del producto.

**Italiano:** Prima di installare e utilizzare il prodotto, leggere le istruzioni e le condizioni di garanzia su [www.palmako.ee/information-hub](http://www.palmako.ee/information-hub) per garantire una corretta installazione e prestazioni durature.

**Norsk:** Før montering og bruk av produktet, vennligst les monteringsanvisningene og garantivilkårene på [www.palmako.ee/information-hub](http://www.palmako.ee/information-hub) for å sikre korrekt montering og fremtidig holdbarhet.

**Svenska:** Innan du installerar och använder produkten, vänligen läs instruktionerna och garantivillkoren på [www.palmako.ee/information-hub](http://www.palmako.ee/information-hub) för att säkerställa korrekt installation och produktens långvariga hållbarhet

**Suomi:** Ennen tuotteen asentamista ja käyttämistä, lue ohjeet ja takuehdot osoitteessa [www.palmako.ee/information-hub](http://www.palmako.ee/information-hub) varmistaaksesi oikean asennuksen ja pitkäkestoisen toiminnan.

**Русский:** Перед установкой и использованием изделия ознакомьтесь с инструкцией и условиями гарантии на сайте [www.palmako.ee/information-hub](http://www.palmako.ee/information-hub), чтобы гарантировать правильную установку и долговечность изделия.

**Eesti:** Enne toote paigaldamist ja kasutuselevõttu lugege palun juhiseid ja garantiitingimusi aadressil [www.palmako.ee/information-hub](http://www.palmako.ee/information-hub), et tagada nõuetekohane paigaldus ja toote pikk eluiga.

**Dansk (Oversat af AI):** Læs venligst instruktionerne og garantibetingelserne på [www.palmako.ee/information-hub](http://www.palmako.ee/information-hub), før du installerer og bruger produktet, for at garantere korrekt installation og langvarig ydeevne.

**Dutch (Vertaald door AI):** Lees vóór de installatie en het gebruik van het product de instructies en garantievoorwaarden op [www.palmako.ee/information-hub](http://www.palmako.ee/information-hub) om een correcte installatie en langdurige werking te garanderen

**Português (Traduzido por IA):** Antes de instalar e utilizar o produto, leia as instruções e os termos de garantia em [www.palmako.ee/information-hub](http://www.palmako.ee/information-hub) para garantir uma instalação adequada e um desempenho duradouro.

**Čeština (Přeloženo umělou inteligencí):** Před instalací a použitím produktu si prosím přečtěte pokyny a záruční podmínky na [www.palmako.ee/information-hub](http://www.palmako.ee/information-hub), abyste zaručili správnou instalaci a dlouhodobý výkon.

**Polski (Przetłumaczone przez AI):** Przed zainstalowaniem i użyciem produktu należy przeczytać instrukcję oraz warunki gwarancji dostępne na stronie [www.palmako.ee/information-hub](http://www.palmako.ee/information-hub), co pozwoli zagwarantować prawidłową instalację i długotrwałą wydajność.

**Latviešu (Mākslīgā intelekta tulkojums):** Pirms produkta uzstādīšanas un lietošanas, lūdzu, izlasiet instrukcijas un garantijas noteikumus vietnē [www.palmako.ee/information-hub](http://www.palmako.ee/information-hub), lai garantētu pareizu uzstādīšanu un ilgstošu darbību.

**Lietuviškai (Išvertė DI):** Prieš montuodami ir naudodami gaminį, perskaitykite instrukcijas ir garantijos sąlygas adresu [www.palmako.ee/information-hub](http://www.palmako.ee/information-hub), kad užtikrintumėte tinkamą montavimą ir ilgalaikį veikimą.

302

400

300

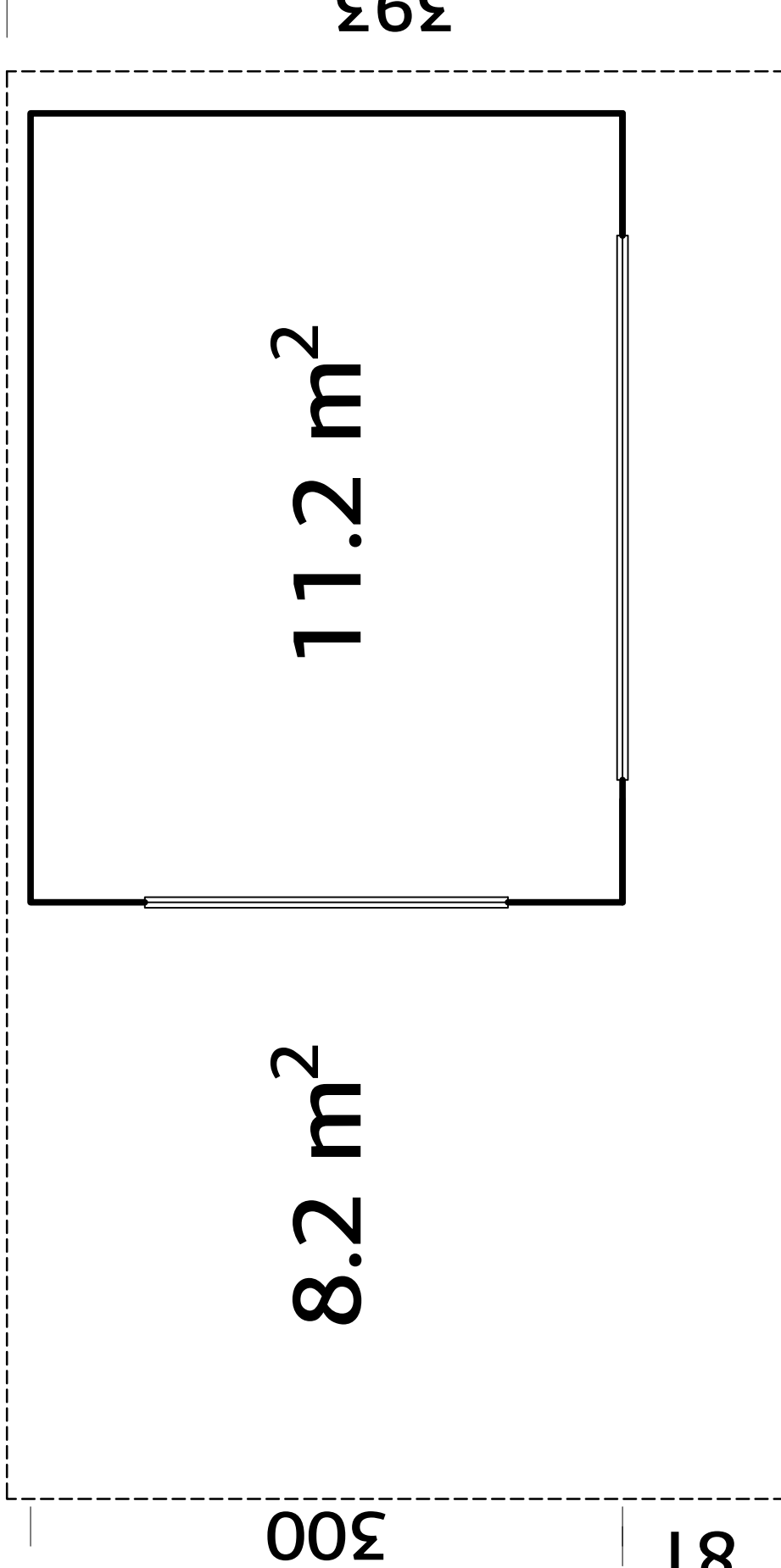
8.2 m<sup>2</sup>































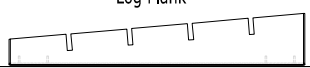

















11.2 m<sup>2</sup>

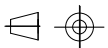
393

81

724


























Pos	SPECIFICATION-STÜCKLISTE-NOMENCLATURE-ELEMENTI PM56-4030		Pcs	Profile (mm)	Length (mm)
1	Log Plank 		1	56 x 518	571
2	Log Plank 		1	56 x 518	571
3	Log Plank 		1	56 x 518	2914
4	Log Plank 		1	56 x 518	4000
5	Log Plank 		1	56 x 518	483
6	Log Plank 		1	56 x 518	483
7	Log Plank 		3	56 x 535	571
8	Log Plank 		3	56 x 535	571
9	Log Plank 		3	56 x 535	2914
10	Log Plank 		3	56 x 535	4000
11	Log Plank 		3	56 x 535	483
12	Log Plank 		3	56 x 535	483
13	Log Plank 		1	56 x 512	7180
14	Log Plank 		1	56 x 509	2914
15	Log Plank 		1	56 x 255	7180
16	Log Plank 		1	56 x 509	2914
17	Pärilin- Purlin- Dachpfette- Arbalétrier- Arcareccio- Vigueta de tejado 		3	56 x 180	6921
18	Pärilin- Purlin- Dachpfette- Arbalétrier- Arcareccio- Vigueta de tejado 		1	56 x 180	6921
19	Pärilin- Purlin- Dachpfette- Arbalétrier- Arcareccio- Vigueta de tejado 		4	56 x 180	199
20	Sarikas- Rafter- Sparre- Chevron- Trave- Cabrio 		10	44 x 140	1350
21	Sarikas- Rafter- Sparre- Chevron- Trave- Cabrio 		1	44 x 140	1350
22	Katuselaud- Roof board- Dachbrett- Madrier du toit- Tavola tetto- Tabla de tejado 		81	89 x 19	3230
23	Katuselaud- Roof board- Dachbrett- Madrier du toit- Tavola tetto- Tabla de tejado 		5	89 x 19	3765
24	Katuselaud- Roof board- Dachbrett- Madrier du toit- Tavola tetto- Tabla de tejado 		4	89 x 19	3086

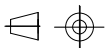


Object name



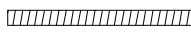

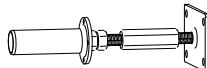
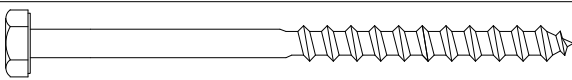

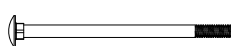

























PM56-4030

Page 1 / 5

Pos	SPECIFICATION-STÜCKLISTE-NOMENCLATURE-ELEMENTI PM56-4030	Pcs	Profile (mm)	Length (mm)
25	Katuselaud- Roof board- Dachbrett- Madrier du toit- Tavola tetto- Tabla de tejado 	4	89 x 19	4094
26	Katuselaud- Roof board- Dachbrett- Madrier du toit- Tavola tetto- Tabla de tejado 	5	89 x 19	3415
27	Katuse äär- Eave edging- Dachrandbrett- Madrier en bordure du toit- Tavola bordo tetto- Tabla de valadizo 	1	18 x 150	3784
28	Katuse äär- Eave edging- Dachrandbrett- Madrier en bordure du toit- Tavola bordo tetto- Tabla de valadizo 	2	18 x 150	4080
29	Katuse äär- Eave edging- Dachrandbrett- Madrier en bordure du toit- Tavola bordo tetto- Tabla de valadizo 	1	18 x 150	3433
30	Katuse äär- Eave edging- Dachrandbrett- Madrier en bordure du toit- Tavola bordo tetto- Tabla de valadizo 	1	19 x 95	2790
31	Katuse katteliist- Covering board- Deckbrett- Madrier de couverture- Tavola di copertura- Listón de cubierta 	1	19 x 70	3284
32	Katuse katteliist- Covering board- Deckbrett- Madrier de couverture- Tavola di copertura- Listón de cubierta 	2	19 x 70	4015
33	Katuse katteliist- Covering board- Deckbrett- Madrier de couverture- Tavola di copertura- Listón de cubierta 	1	19 x 70	3933
34	Katuse äär- Eave edging- Dachrandbrett- Madrier en bordure du toit- Tavola bordo tetto- Tabla de valadizo 	1	19 x 95	4390
35	Katuse roov- Roof edge reinforcement- Dachrandleiste- Baguette en bordure du toit- Rinforzo bordo tetto- Refuerzo borde tejado 	1	45 x 45	4390
36	Katuse roov- Roof edge reinforcement- Dachrandleiste- Baguette en bordure du toit- Rinforzo bordo tetto- Refuerzo borde tejado 	1	45 x 45	2790
37	T-Post 	4	28 x 28	2026
38	T-Post slat 	4	56 x 16	2026
39	Põrandalaud- Floor board- Fussbodenbrett- Madrier du plancher - Tavola pavimento-Tabla de suelo 	26	114 x 28	3883
40	Alusraam- Foundation- Fundament- Fondation- Fondazione- Vigas de cimentación 	1	80 x 60	3990
41	Alusraam- Foundation- Fundament- Fondation- Fondazione- Vigas de cimentación 	9	80 x 60	2830
42	Alusraam- Foundation- Fundament- Fondation- Fondazione- Vigas de cimentación 	1	80 x 60	3795
43	Põrandaliist- Floor beading- Fussbodenleiste- Baguette du plancher- Listello pavimento- Listón de suelo 	2	19 x 45	2888
44	Põrandaliist- Floor beading- Fussbodenleiste- Baguette du plancher- Listello pavimento- Listón de suelo 	2	19 x 45	3850
45	Post- Pfosten- Poteau- Montante- Poste 120x120 	1	120 x 120	2192
46	Post- Pfosten- Poteau- Montante- Poste 120x120 	1	120 x 120	2447
47	Tala-Beam- Balken- Poutre- Trave- Viga 	1	240 x 60	2919
48	Diagonaal 	2	95 x 44	540



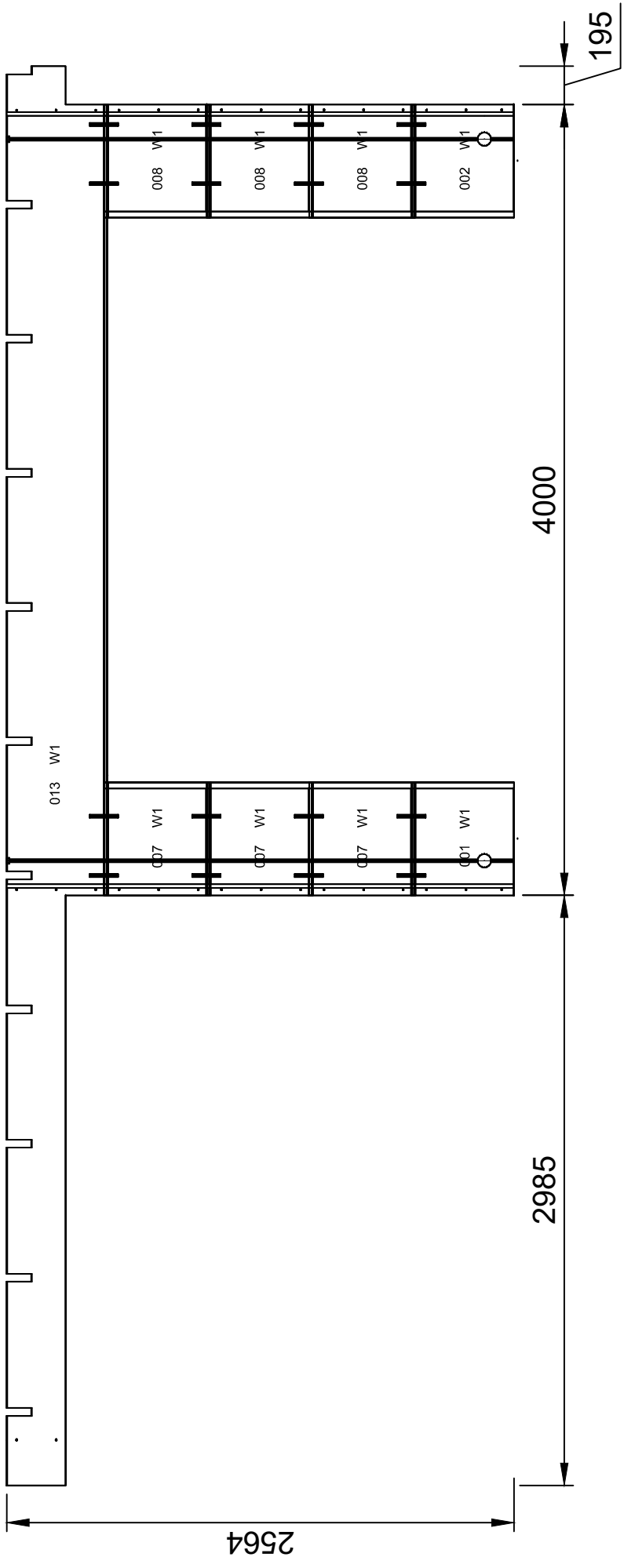


Pos	13.05.2024 SPECIFICATION-STÜCKLISTE-NOMENCLATURE-ELEMENTI-ESPECIFICACIÓN	1/2	Pcs	Profile (mm)	Length (mm)
QT115-1	Seal- Dichtung- Joint d'isolation- Guarnizione- Burlete- QT115		8		10000
QT140-1	Seal- Dichtung- Joint d'isolation- Guarnizione- Burlete- QT140		5		2100
QKE8-1	Threaded rod- Gewindestangen- Barre fileté- Asta filettata- Varilla roscada M8		4		500
QKE8-2	Threaded rod- Gewindestangen- Barre fileté- Asta filettata- Varilla roscada M8		4		2000
QPT150	Adjustment bolt - Senkbolzen - Boulon de réglage - Bullone di regolamento- Perno de ajuste 150-250		2	To Post	
QKRKK8 x160Zn	Bolt -Schloss-schraube -Boulon- Bullone- Perno- 8x160mm KSKR		2	To diagonal+post	
QPOYP8 x120Zn	Bolt -Schloss-schraube -Boulon- Bullone- Perno- M8x120mm PUP0		4	To diagonal+beam	
QPOYP8 x140Zn	Bolt -Schloss-schraube -Boulon- Bullone- Perno- M8x140mm PUP0		4	To post+beam	
QKRKK 8x30Zn	Bolt -Schloss-schraube -Boulon- Bullone- Perno- 8x30mm KSKR		6		
QPOKK1 0x80Zn	Bolt -Schloss-schraube -Boulon- Bullone- Perno- M10x80mm KSP0		16		
QMUL G8Zn	Captive nut- Einschlagmutter- Écrou a griffes- Dado a ragno filettatura- Tuerca arana- LM8		4		
QKA85	Covering cap - Abdeckkappe - Couvercle - Copertura- Cubierta		4	To walls	
QTY1 6x130	Dowel- Dübel- Cheville- Tassello- Espiga- QTY16x130		90	To walls	
QMU J8Zn	Extension nut- Verlängerungsmutter- Écrou rallonge- Dado di prolunga- Tuerca de extensión- JM8		4		
QTK60 x160Zn	Joist hanger- Balkenschuhe- Étrier a solive- Gancio travetto- Suspensión de la viga- QTK60x160Zn		4	To Purlin+Beam	
QNA1 4x40Me	Nail- Nagel- Clou- Chiodo- Clavo- 1.4x40mm		90	To floor beading	
QNA2 2x50Zn	Nail- Nagel- Clou- Chiodo- Clavo- 2.5x50mm		720	To roof board	
QNA3 x70Zn	Nail- Nagel- Clou- Chiodo- Clavo- 3x70mm		210	To floor board	
QMUK K8Zn	Nut- Schraubenmutter- Écrou- Dado- Tuerca- M8mm		12		
QMUK K10Zn	Nut- Schraubenmutter- Écrou- Dado- Tuerca- M10mm		16		
QKRP P4 5 x50Zn	Screw- Schraube- Vis- Vite- Tornillo- 4.5x50mm		128	To corner slats 16 pcs To T-post slats 6 pcs To roof slats 100 pcs To louvre 6 pcs	
QKRP P4 5 x70Zn	Screw- Schraube- Vis- Vite- Tornillo- 4.5x70mm		20	Wall+foundation 20 pcs	
QKRYP 5x40Zn	Screw- Schraube- Vis- Vite- Tornillo- 5x40mm ZnY		76	 	
QKRPP6 x120Zn	Screw- Schraube- Vis- Vite- Tornillo- 6x120mm		116	To walls 58 pcs To foundation 17pcs To rafters 33pcs To purlins 8pcs	
QKRPP6 x150Zn	Screw- Schraube- Vis- Vite- Tornillo- 6x150mm		20	19+4.7 13+4.7 15+4.7	

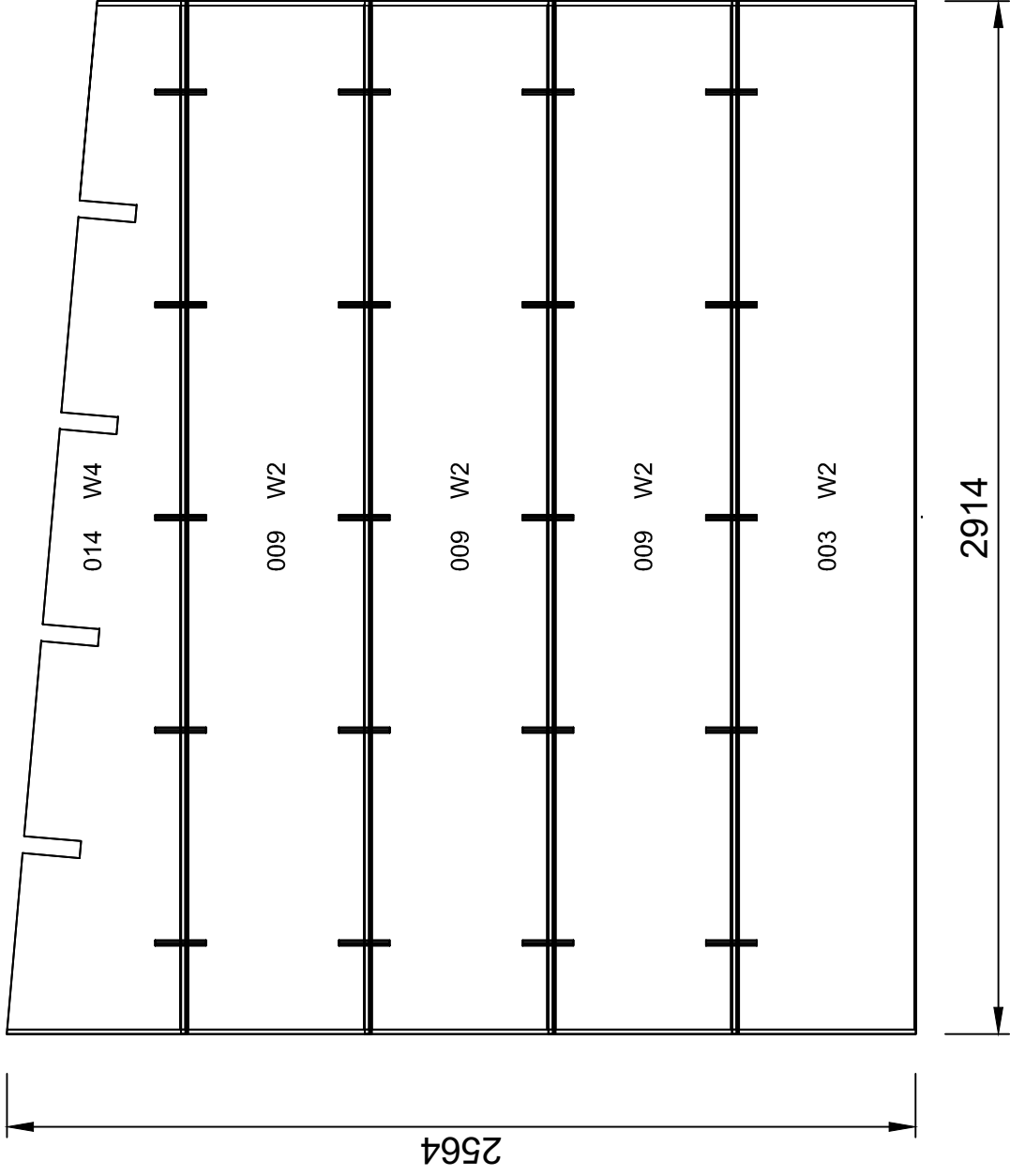




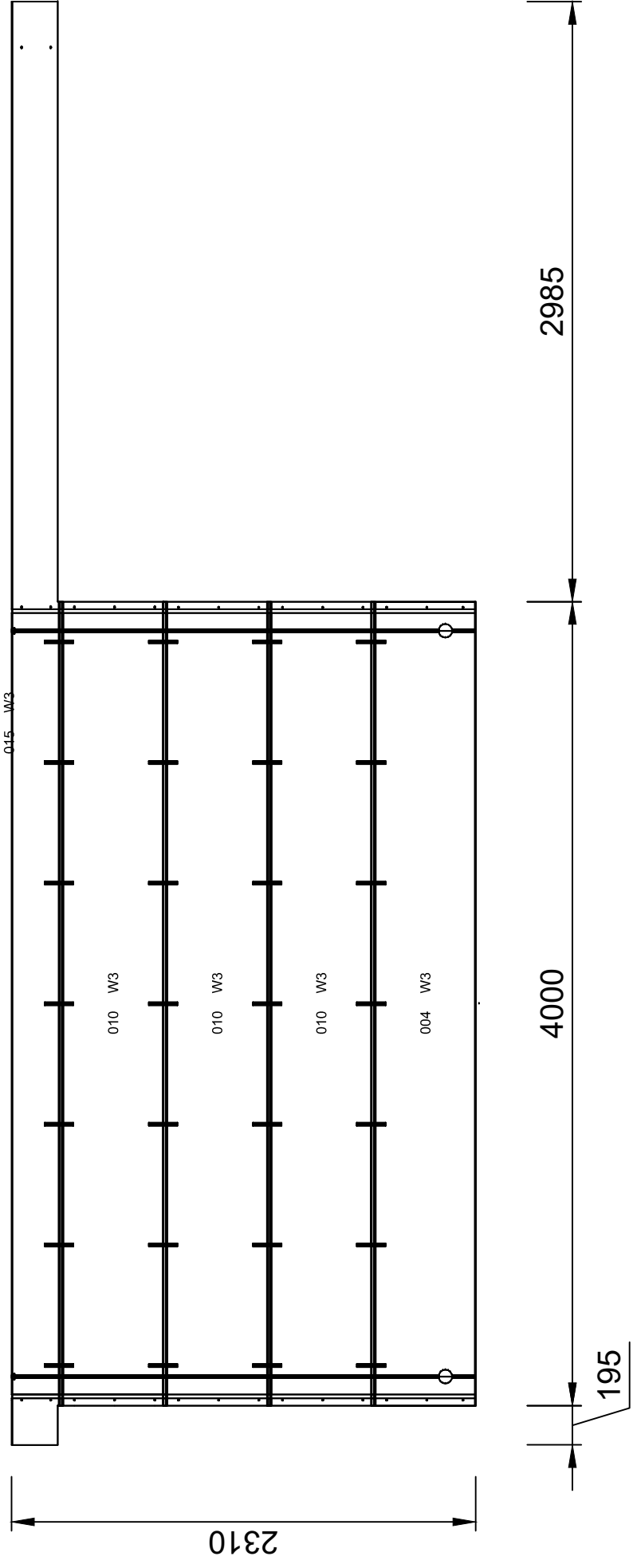
PLAN 2



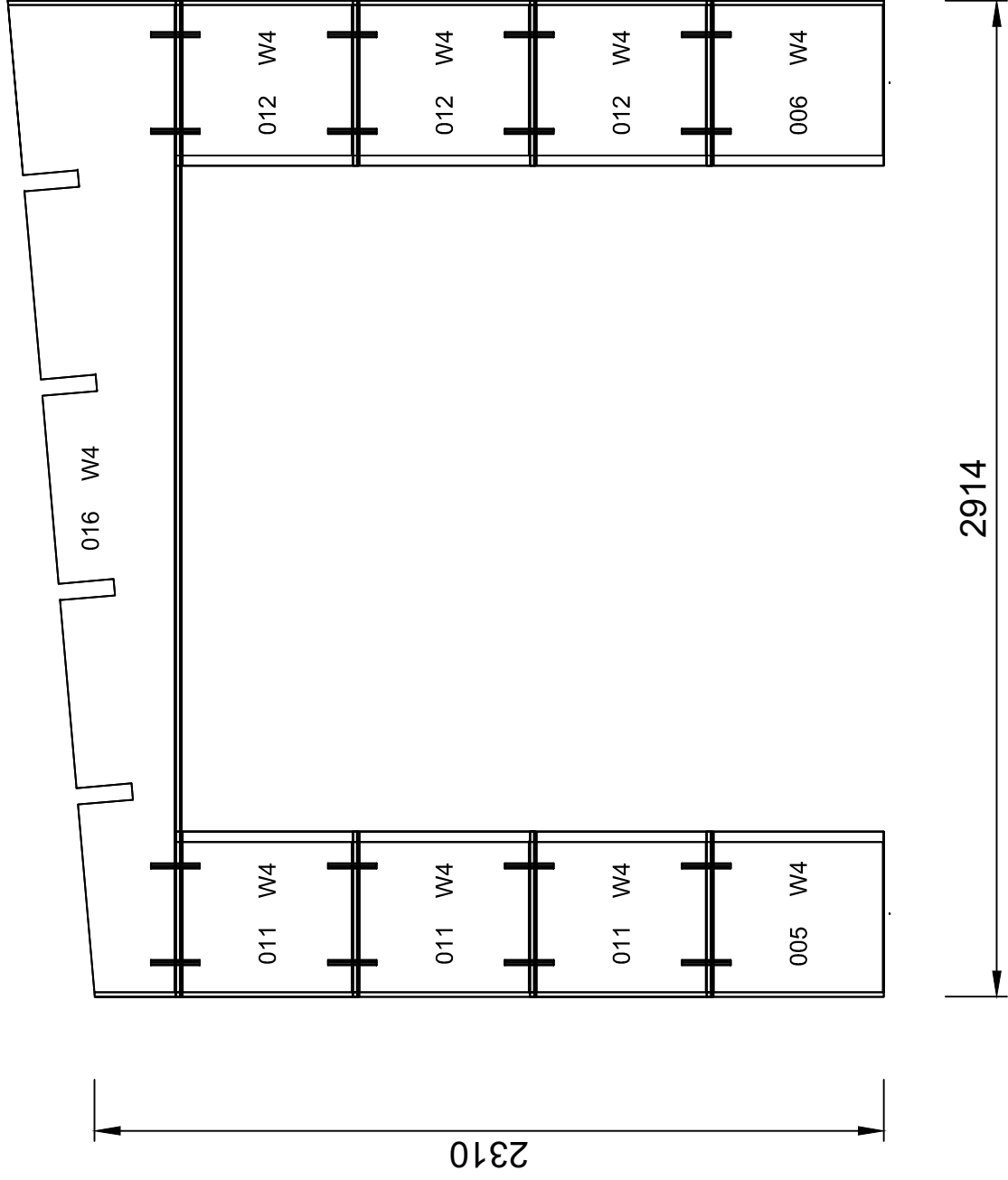
PLAN 3




PLAN 4



# PLAN 5

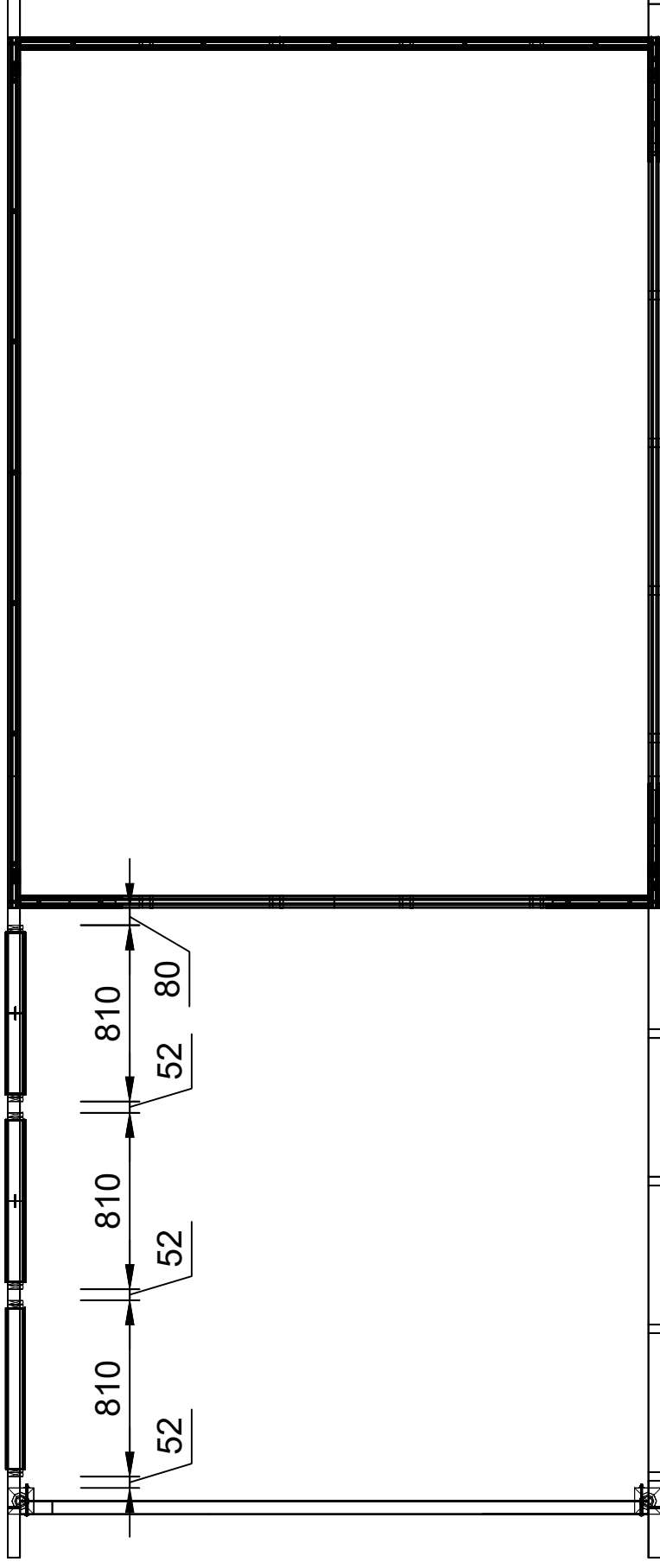


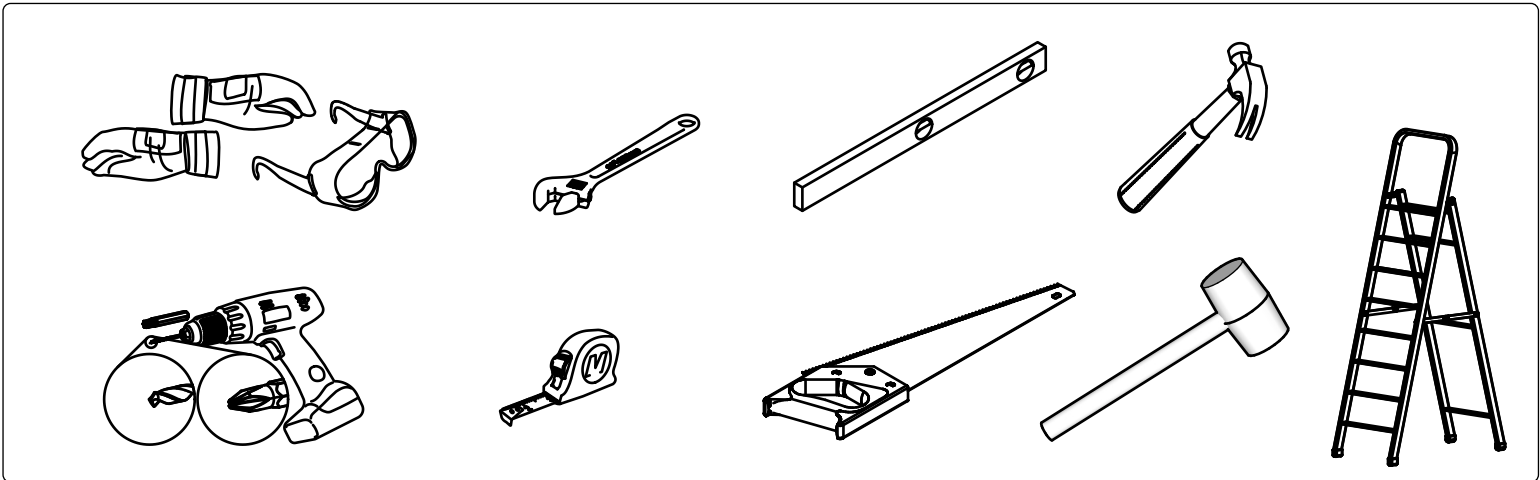
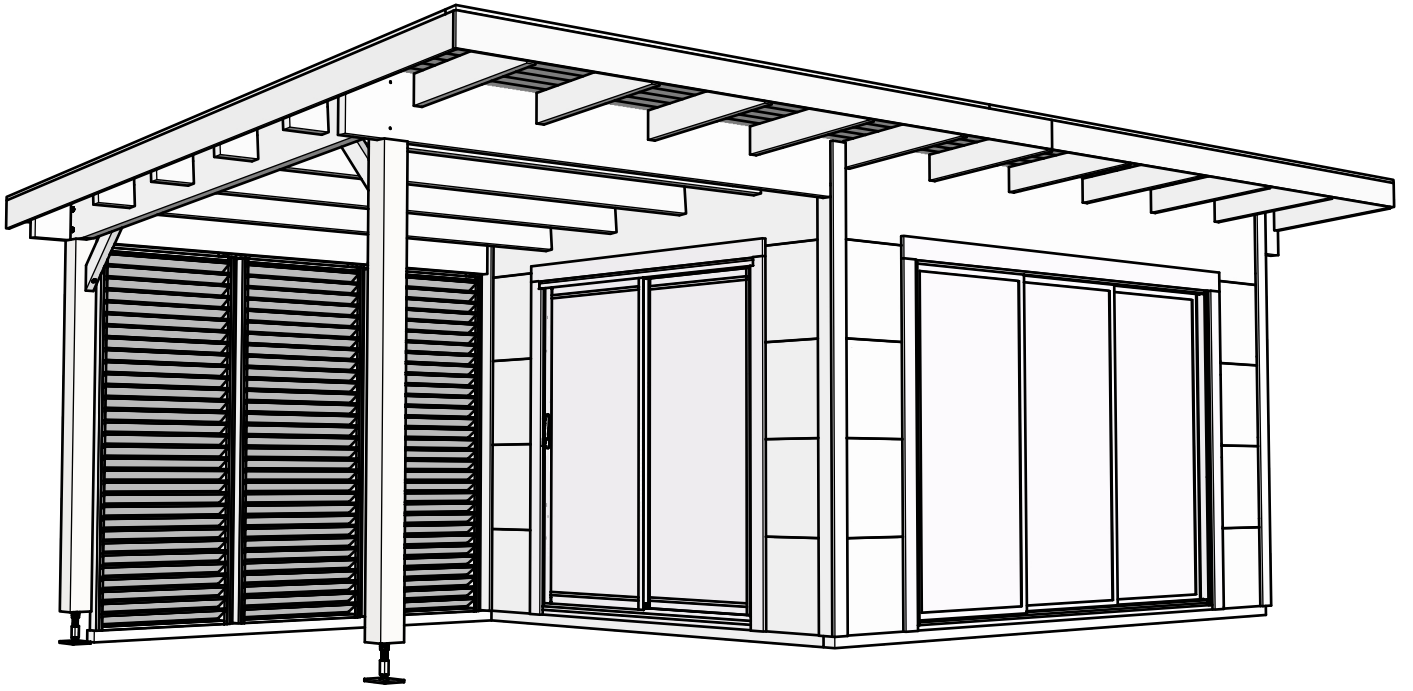
# PLAN 6





PLAN 8




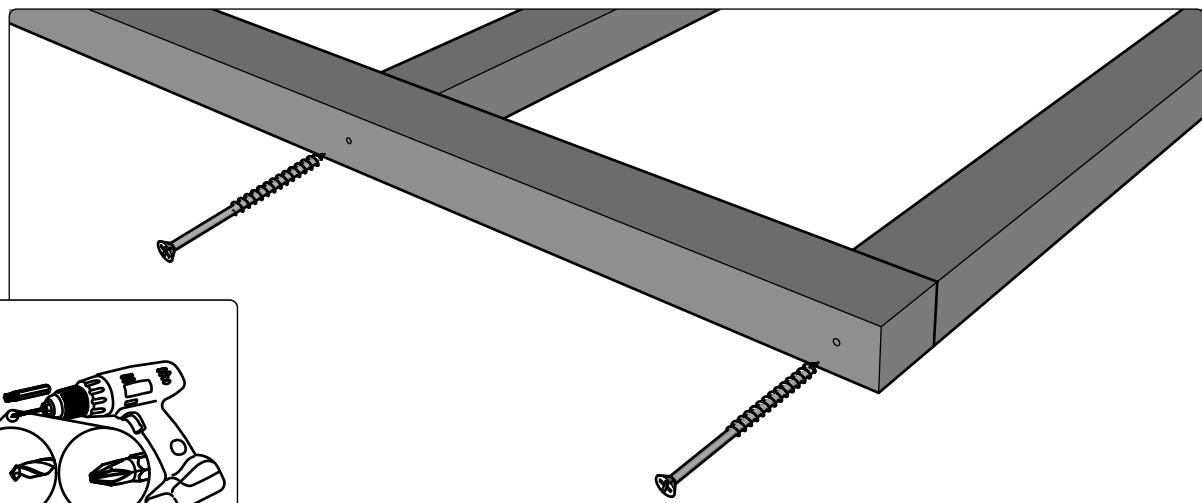
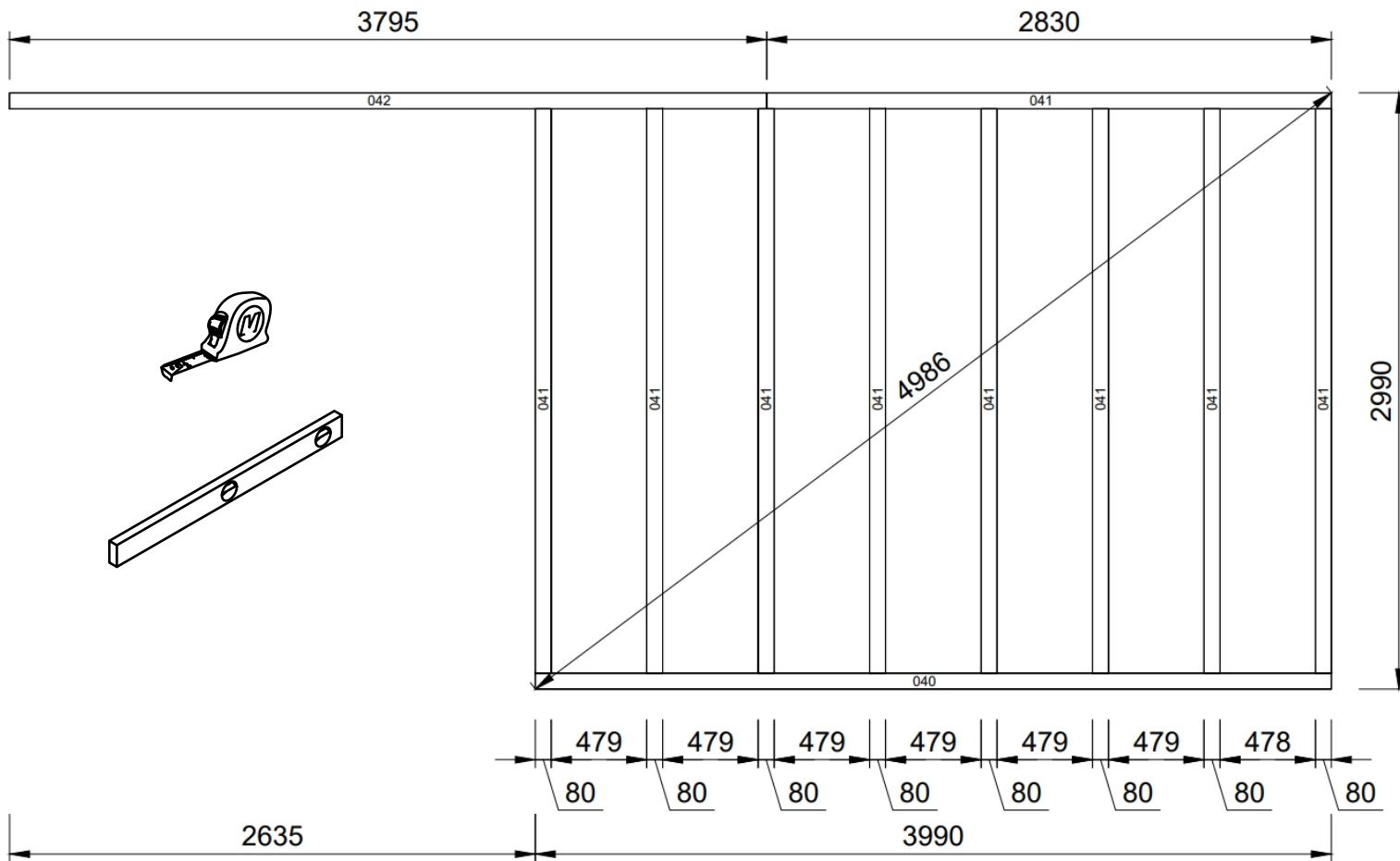


1

Plan: 1

Positions: 40, 41, 42

 17 x (QKRPP6x120Zn)



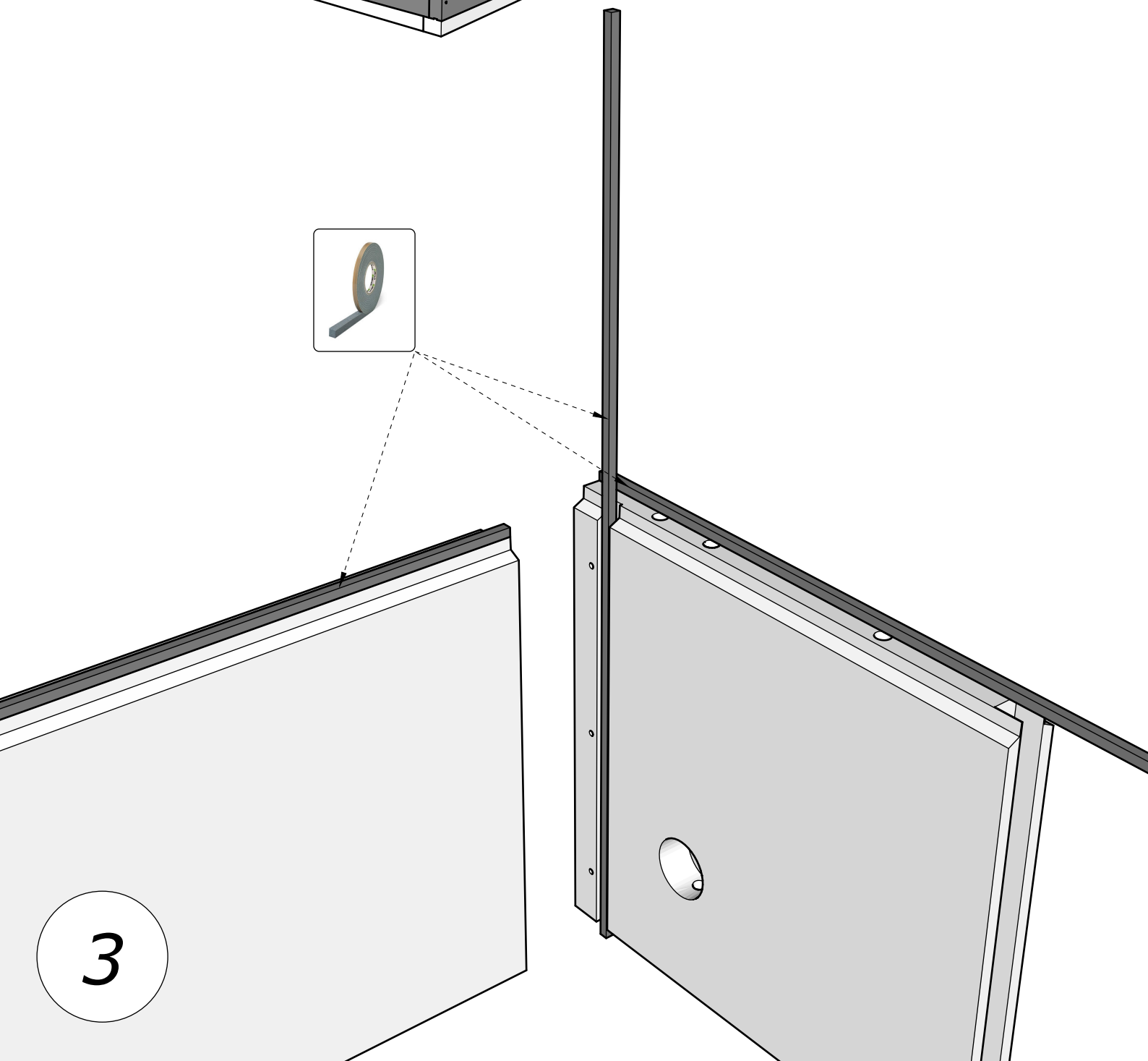

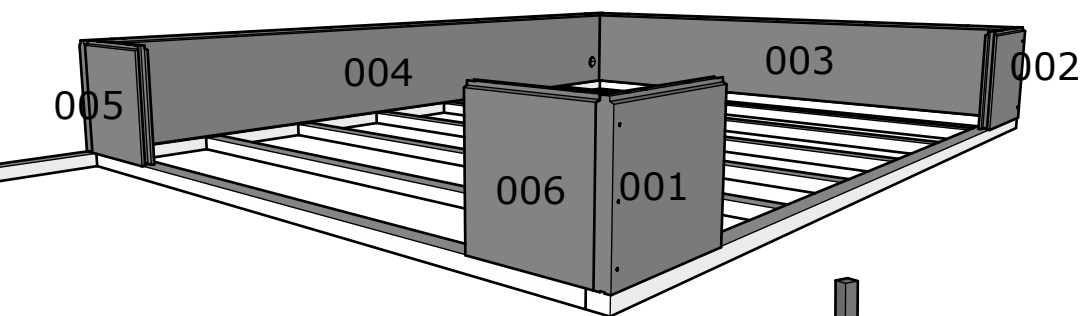
2

Plan: 2, 3, 4, 5

Positions: 001, 002, 003, 004, 005, 006



QT 115 - 1

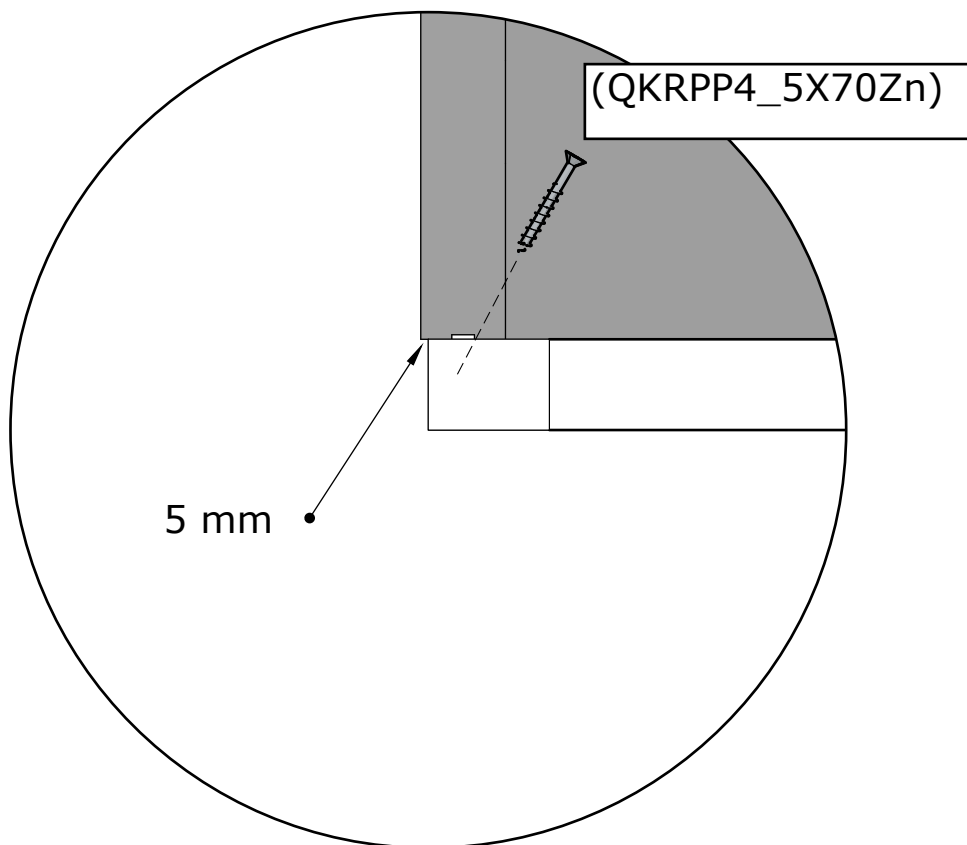

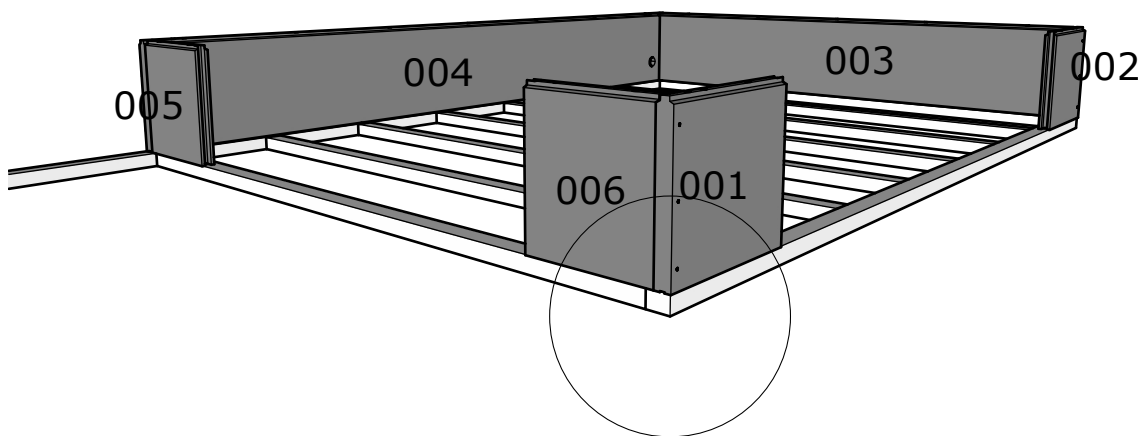


Plan: 2, 3, 4, 5

Positions: 001, 002, 003 , 004, 005, 006




20 x (QKRPP4\_5X70Zn)

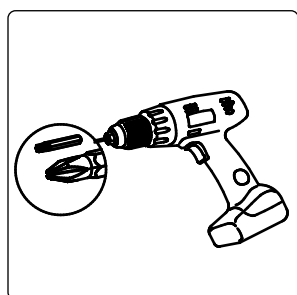
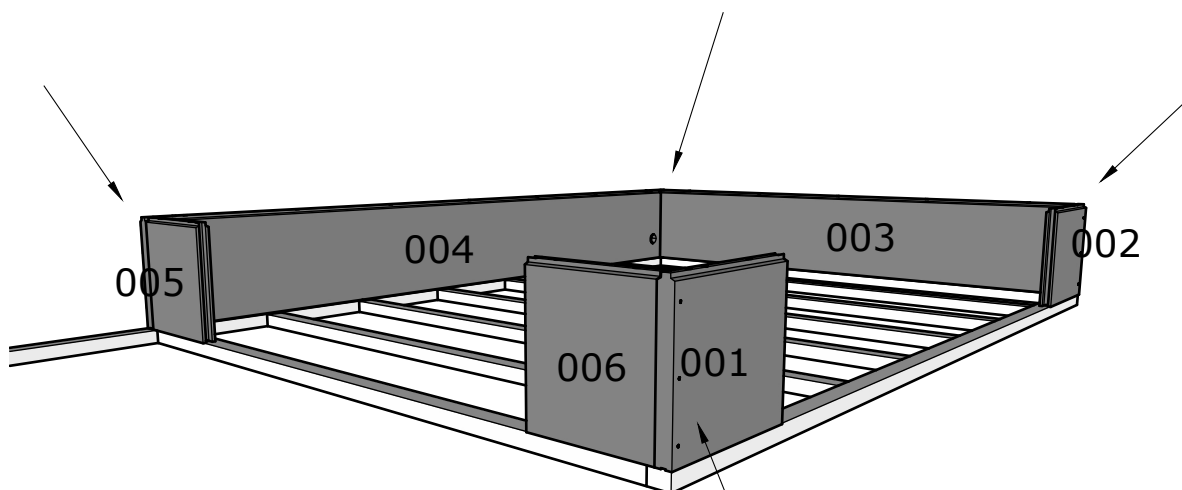


4

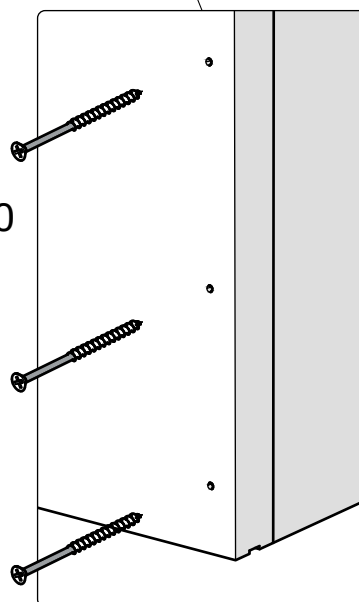
Plan: 2, 3, 4, 5

Positions: 001, 002, 003, 004, 005, 006

 12 x (QKRPP6x120Zn)




6 X 120



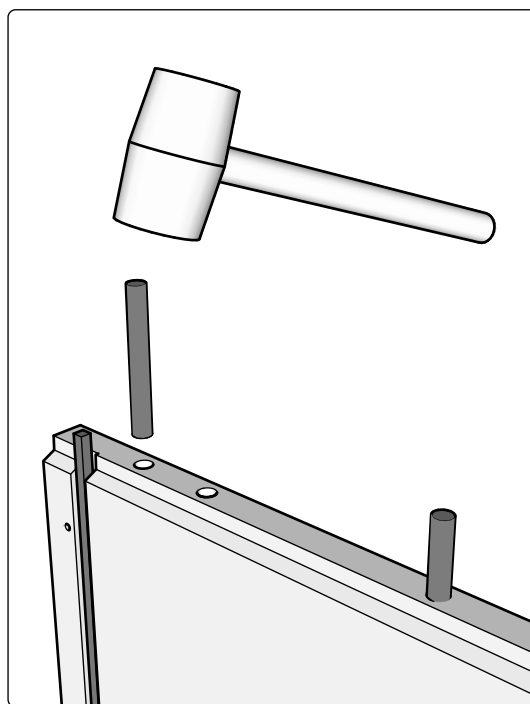
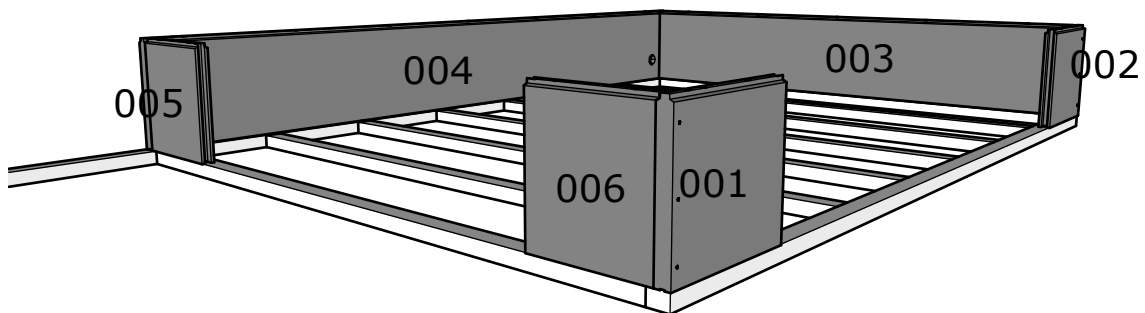
5

Plan: 2, 3, 4, 5

Positions: 001, 002, 003 , 004, 005, 006




20 x (QTY16x130)



Plan: 2, 3, 4, 5

Positions: 007, 008, 009, 010, 011, 012



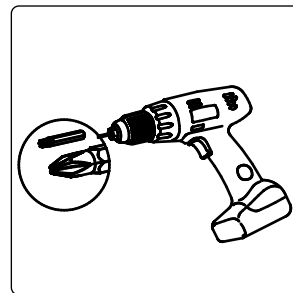
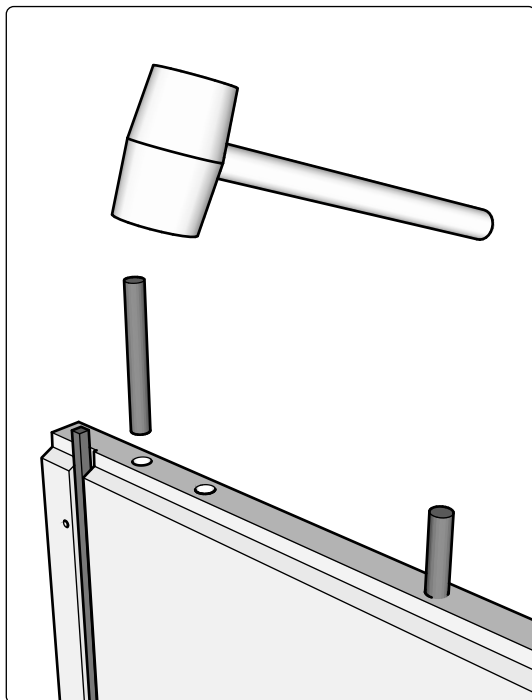
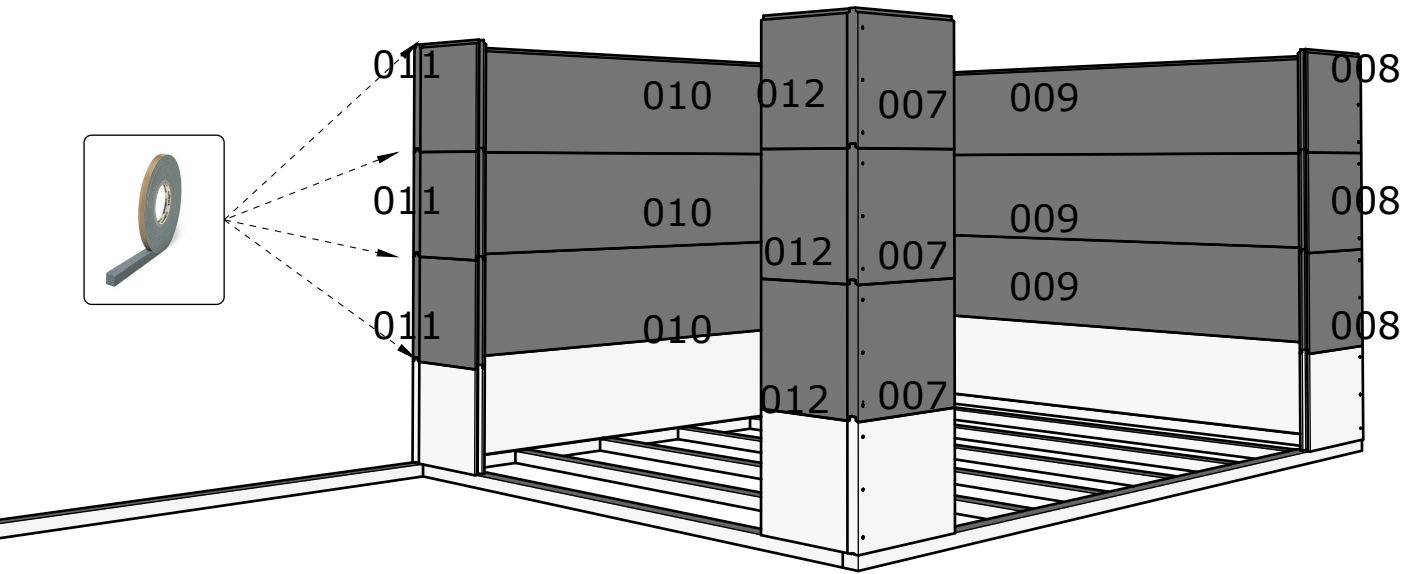
60 x (QTY16x130)



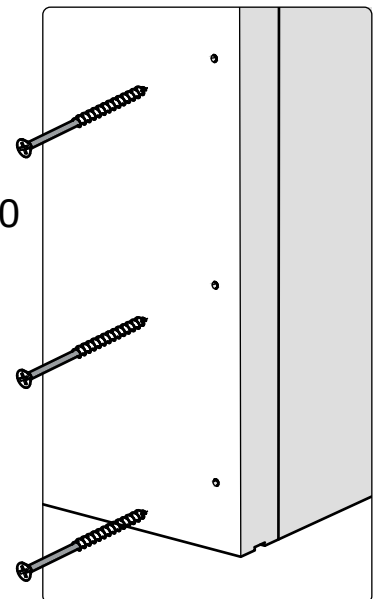
36 x (QKRPP6x120Zn)



QT 115 - 1




6 X 120

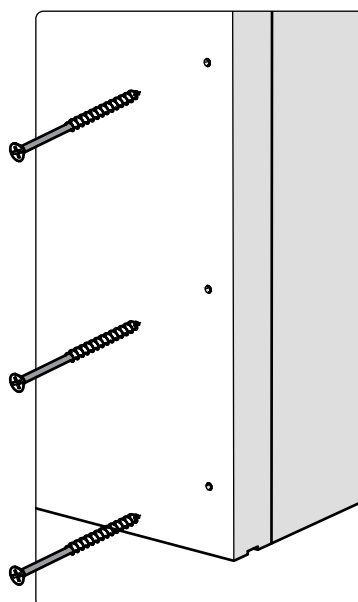
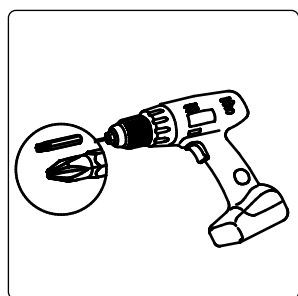
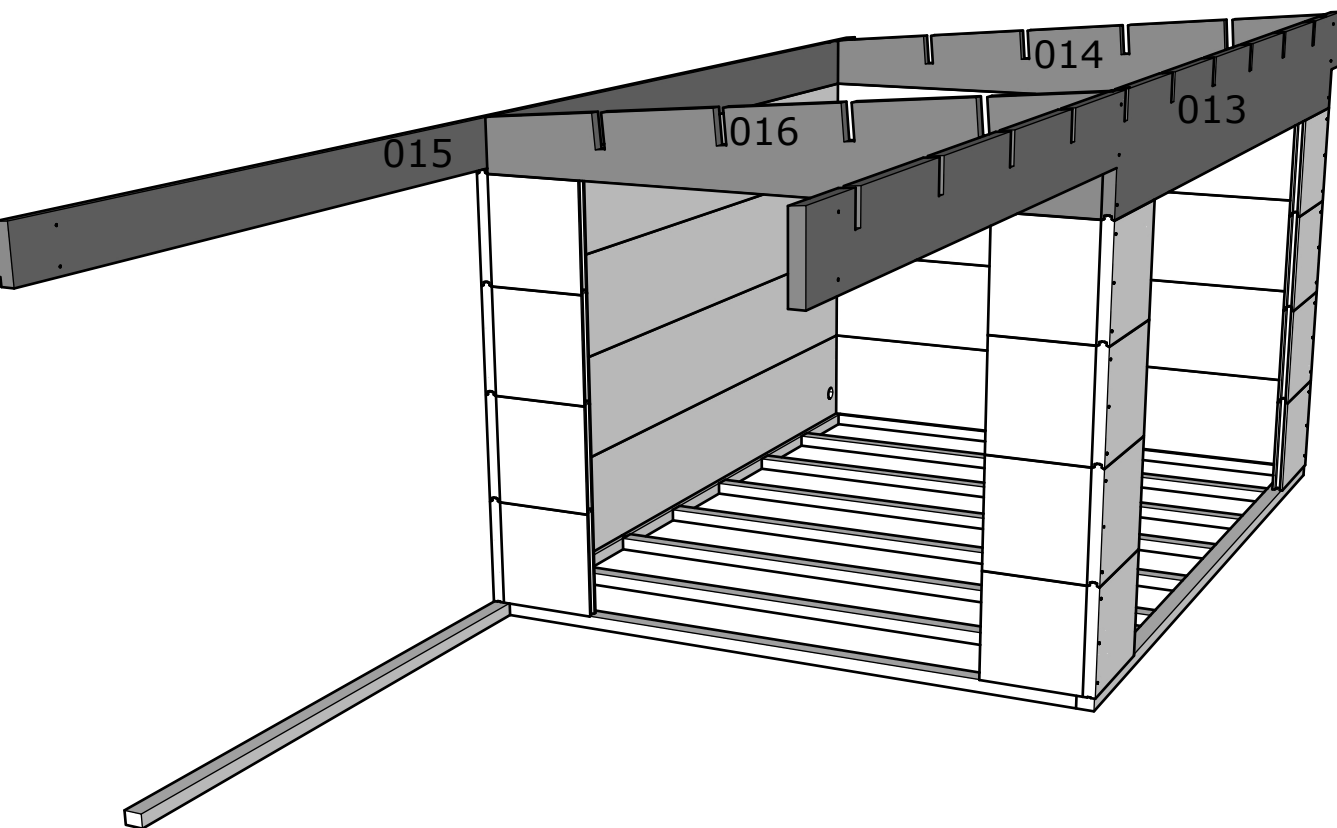


7

Plan: 2, 3, 4, 5


Positions: 013, 014, 015, 016

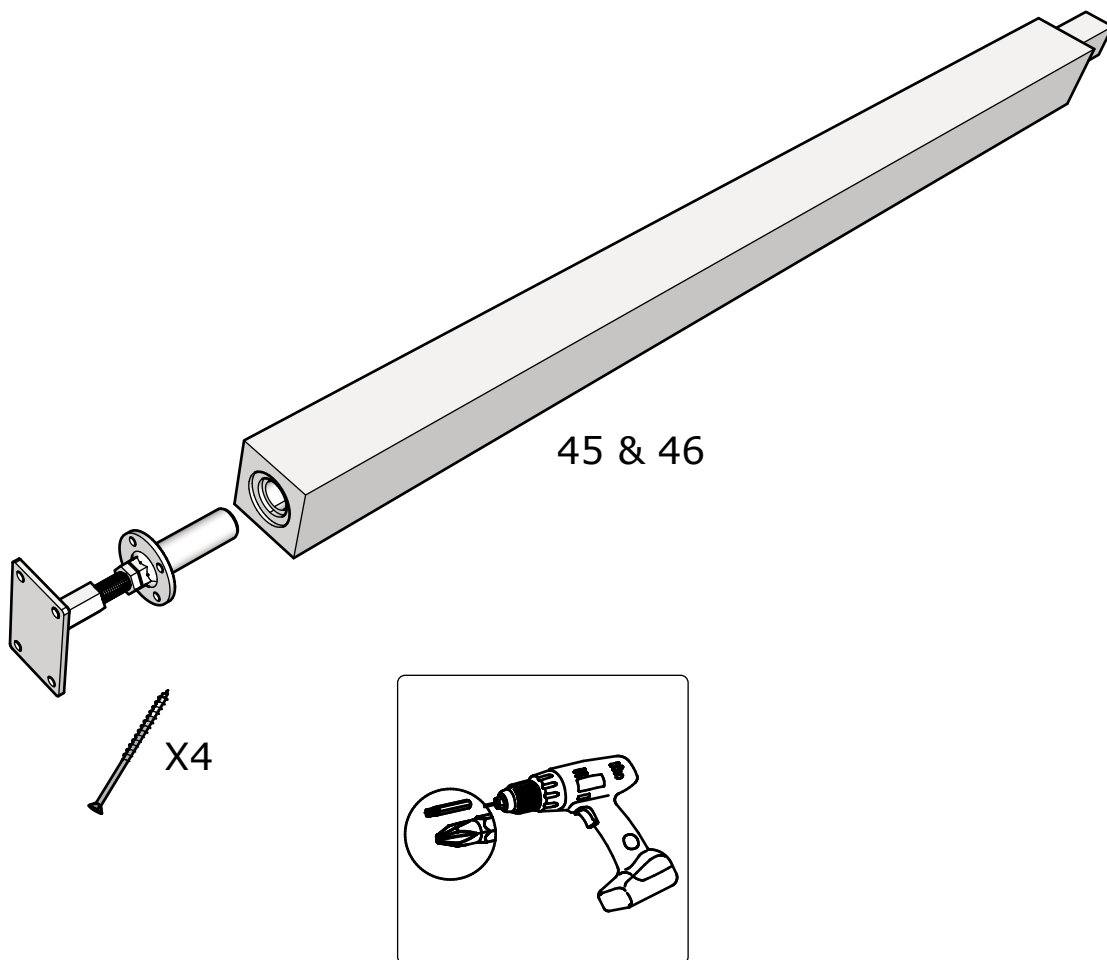
 10 x (QKRPP6x120Zn)



Plan:

Positions: 45, 46

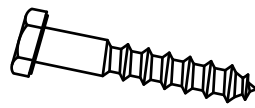
 8 x (QKRPP6x120ZnTX-1)



9

Plan:

Positions: 45, 46, 47, 48



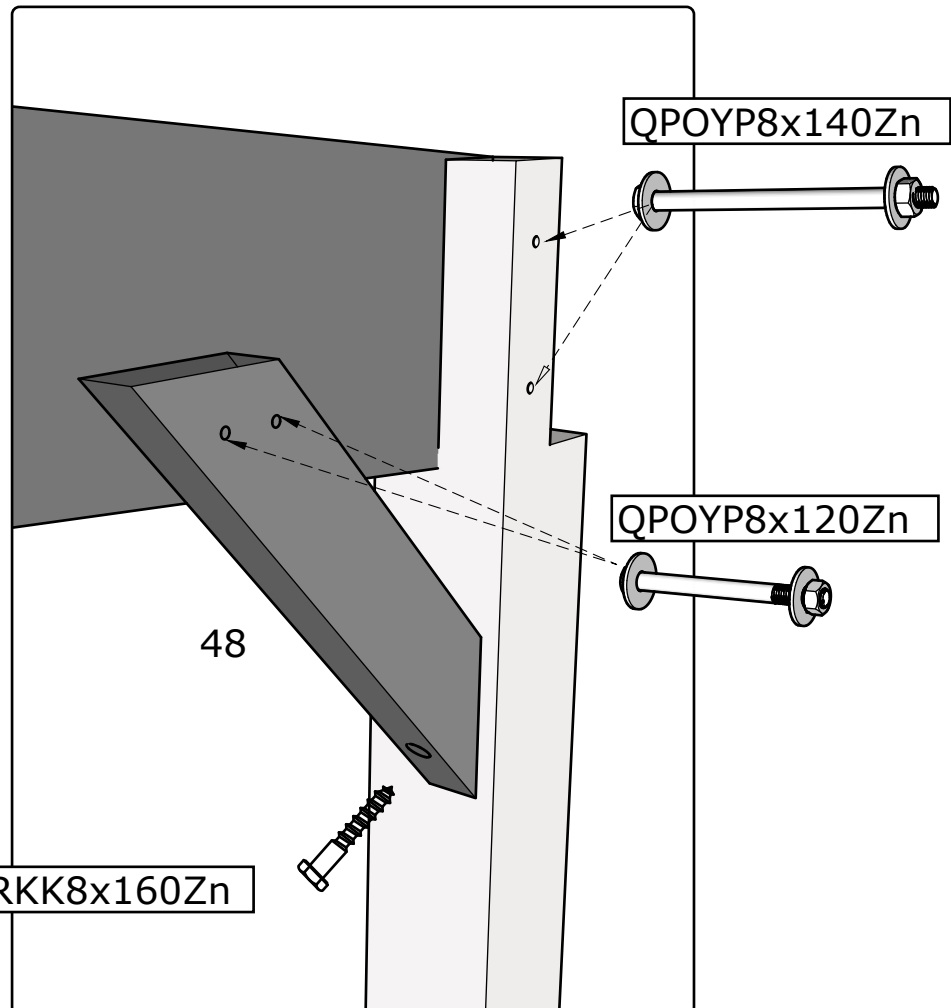
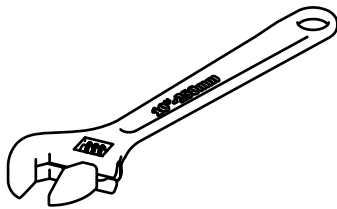
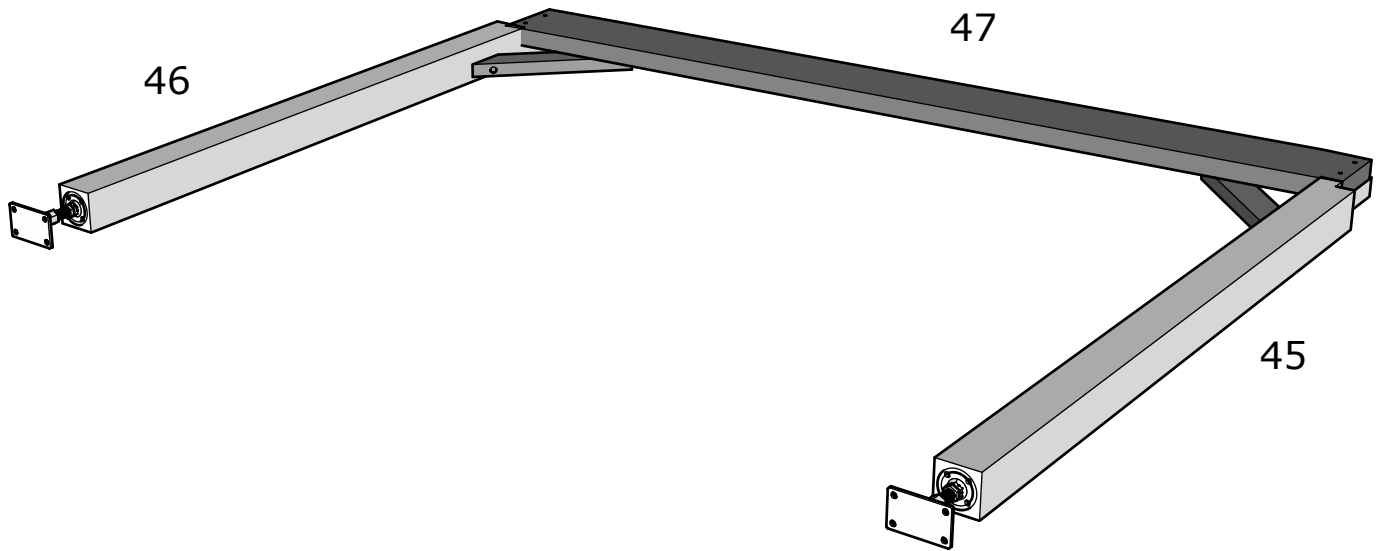
2 x (QKRKK8x160Zn)



4 x (QPOYP8x120Zn)




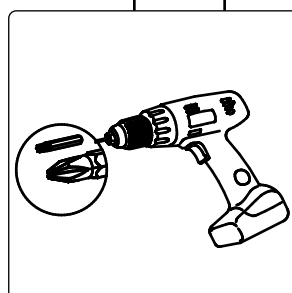
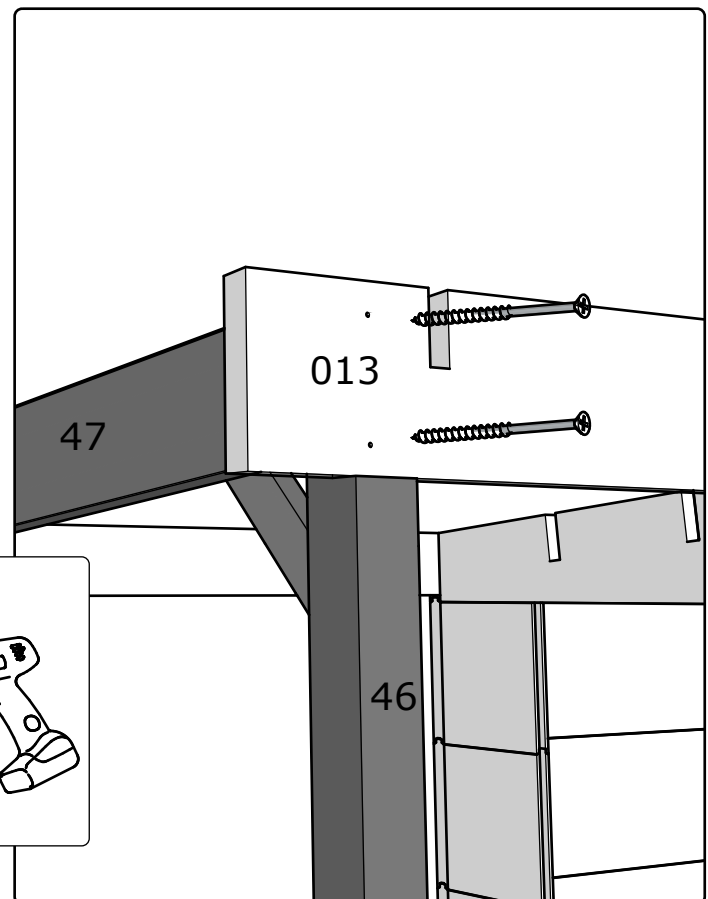
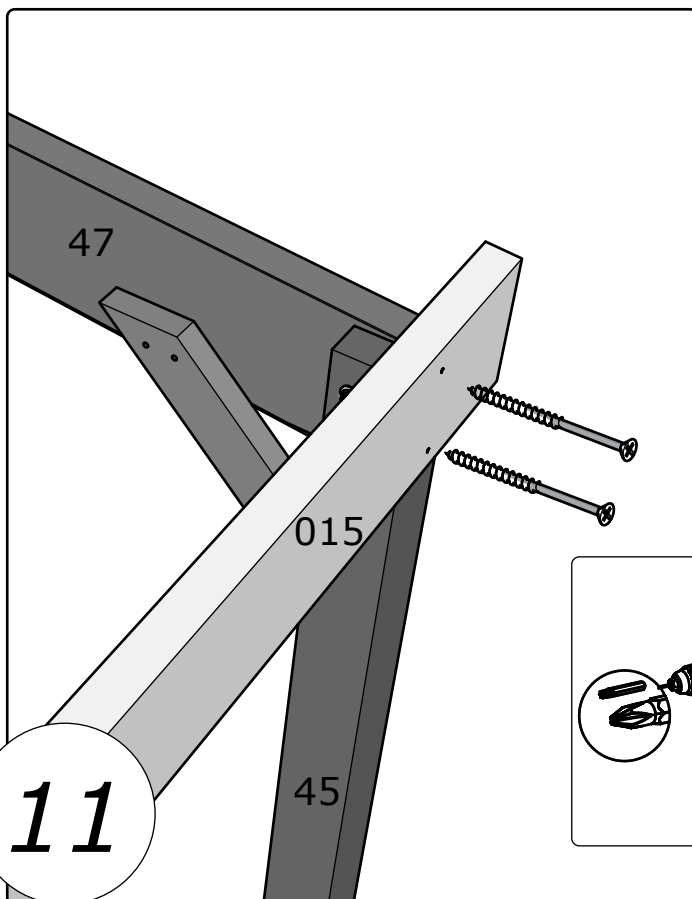
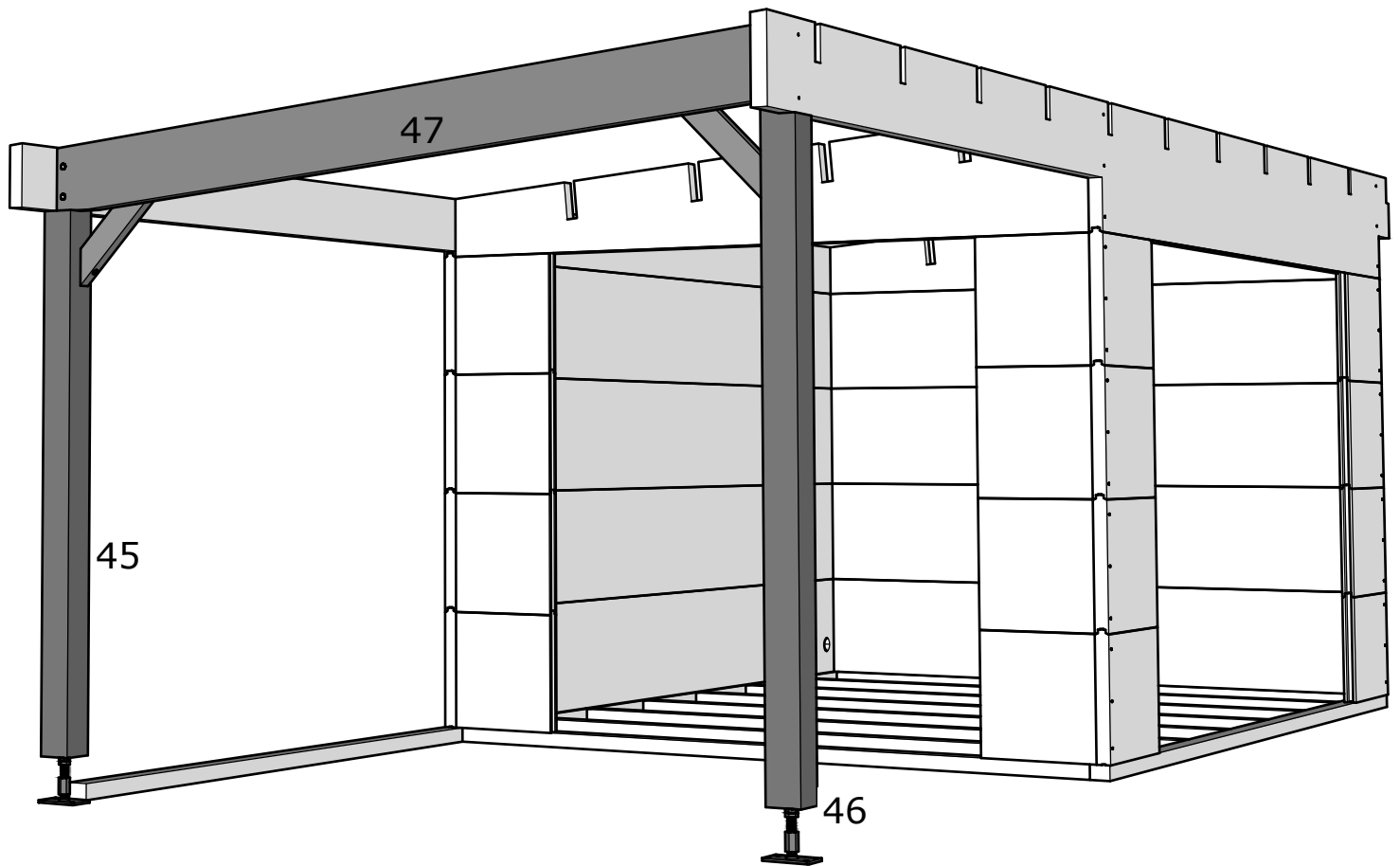
4 x (QPOYP8x140Zn)



Plan:

Positions: 13, 14, 15 , 16, 45, 46, 47

 4 x (QKRPP6x150Zn)



Plan:

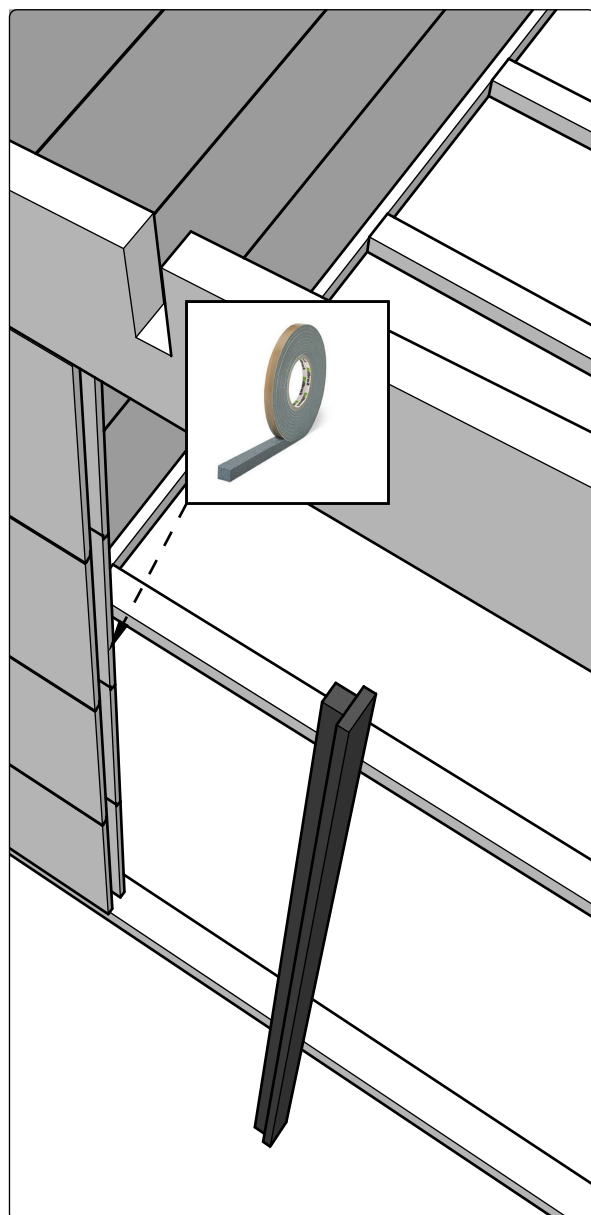
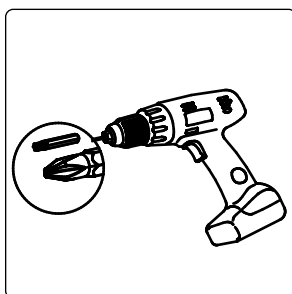

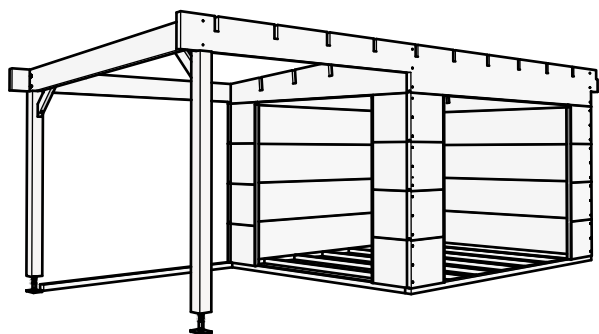
Positions: 37, 38




12 x (QKRPP4\_5x70Zn)

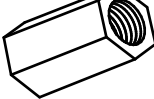





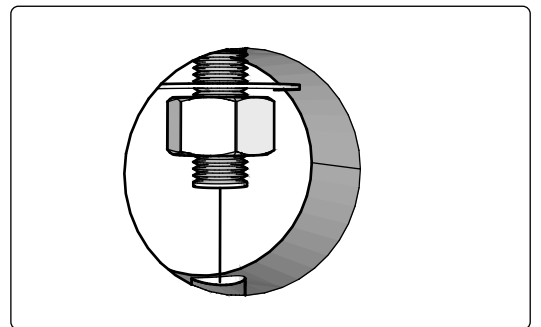
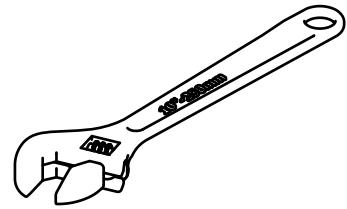
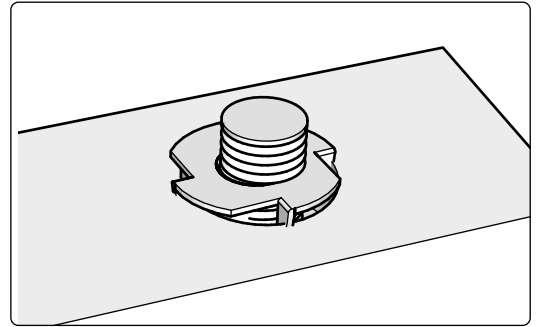
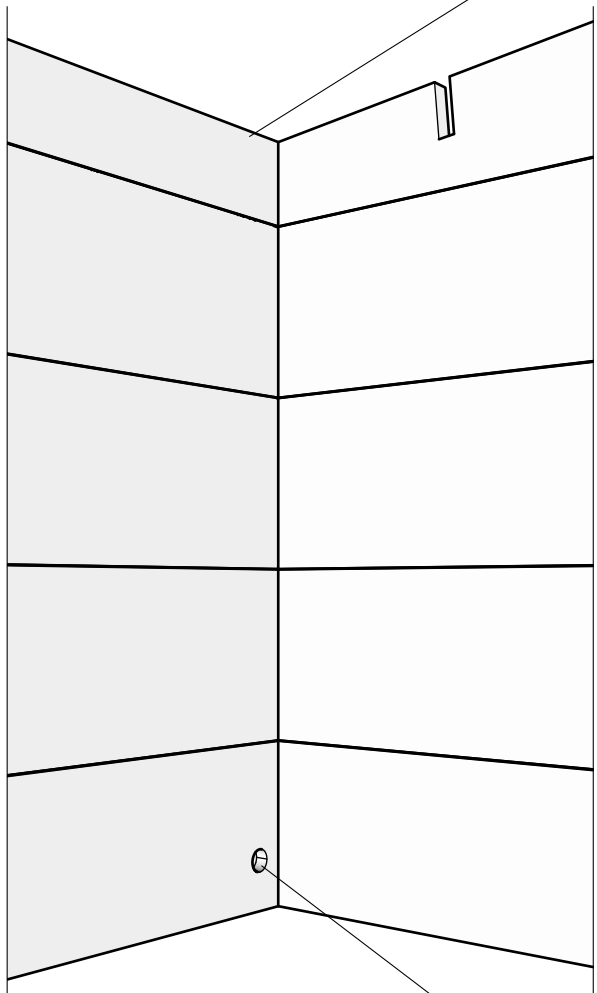
QT 115 - 1



12

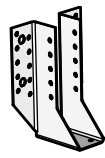
Plan:  (QKE8-1) X 4 & (QKE8-2) X 4

Positions:  (QMUJ8Zn)x4  (QSE8Zn)x4  
 (QMULG8Zn)x4  (QMUKK8Zn)x4



Plan: 6

Positions: 17, 18



4x(QTK60x160Zn)



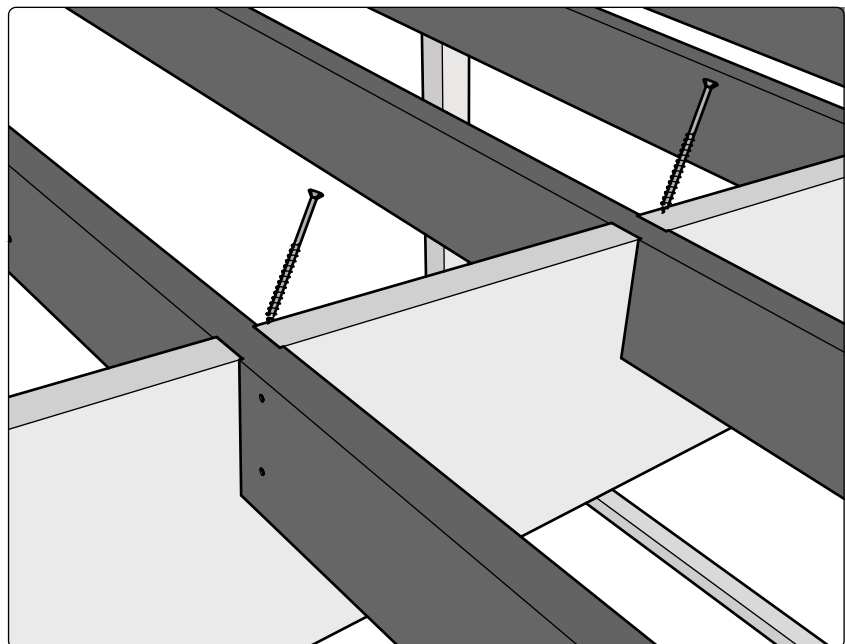
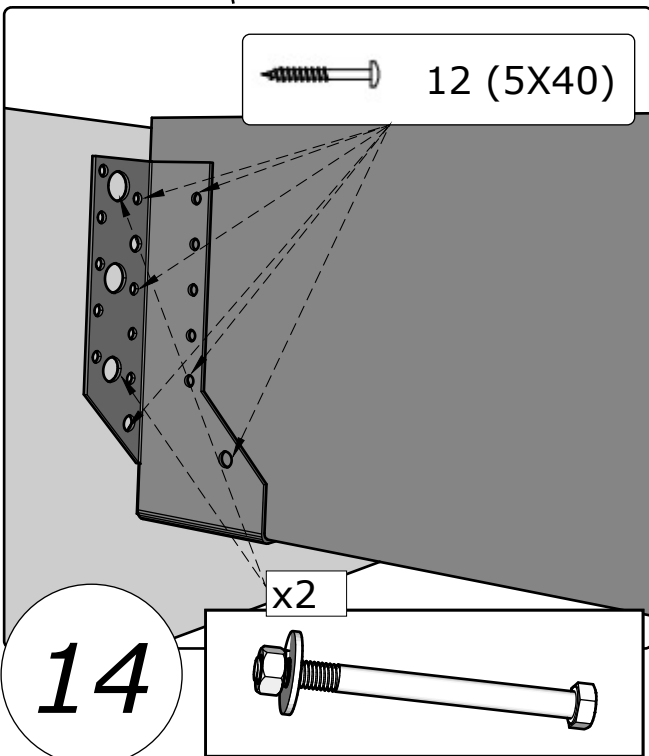
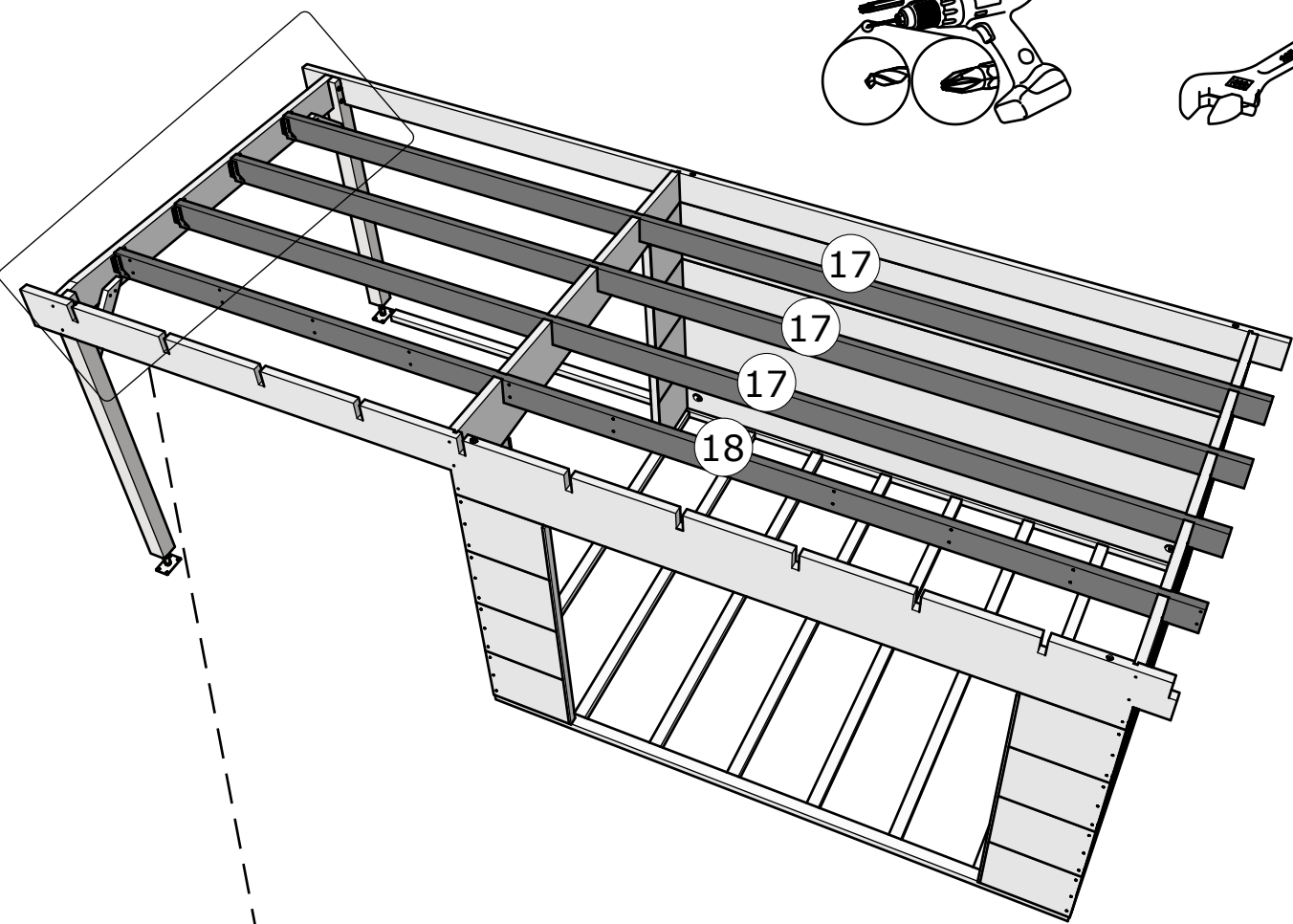
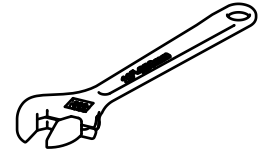

56x (QKRYP5x40Zn)



8 x (QKRPP6x120Zn)



16x(QPOKK10x80Zn)


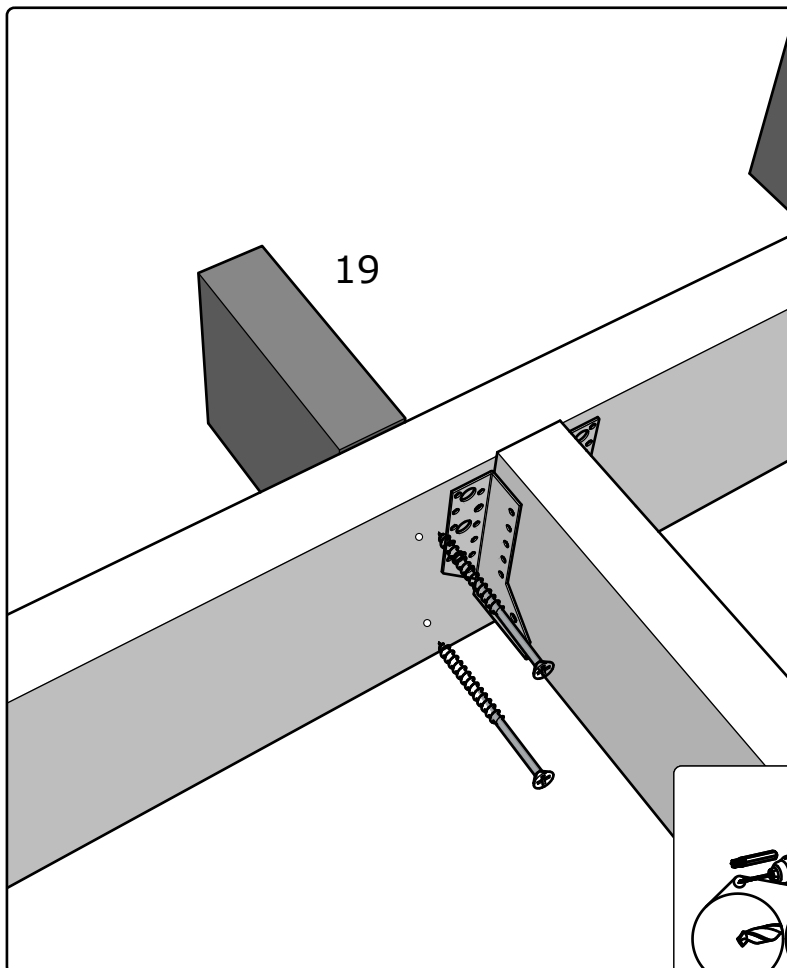
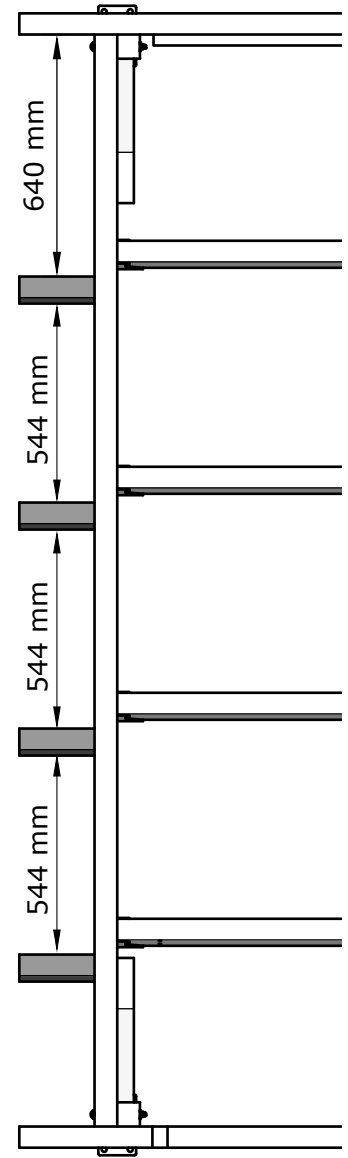
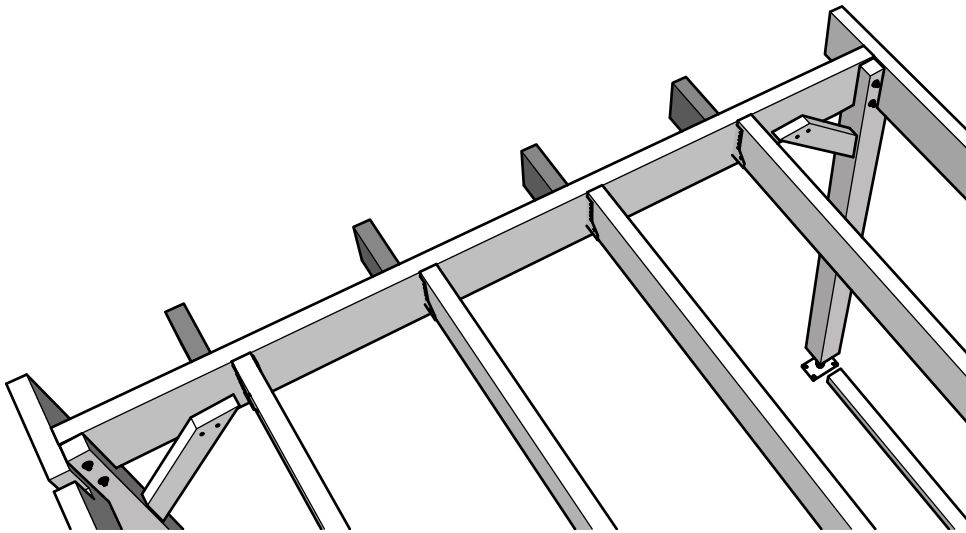


Plan: 6

Positions: 19



8 x (QKRPP6x120Zn)



15

Plan: 6

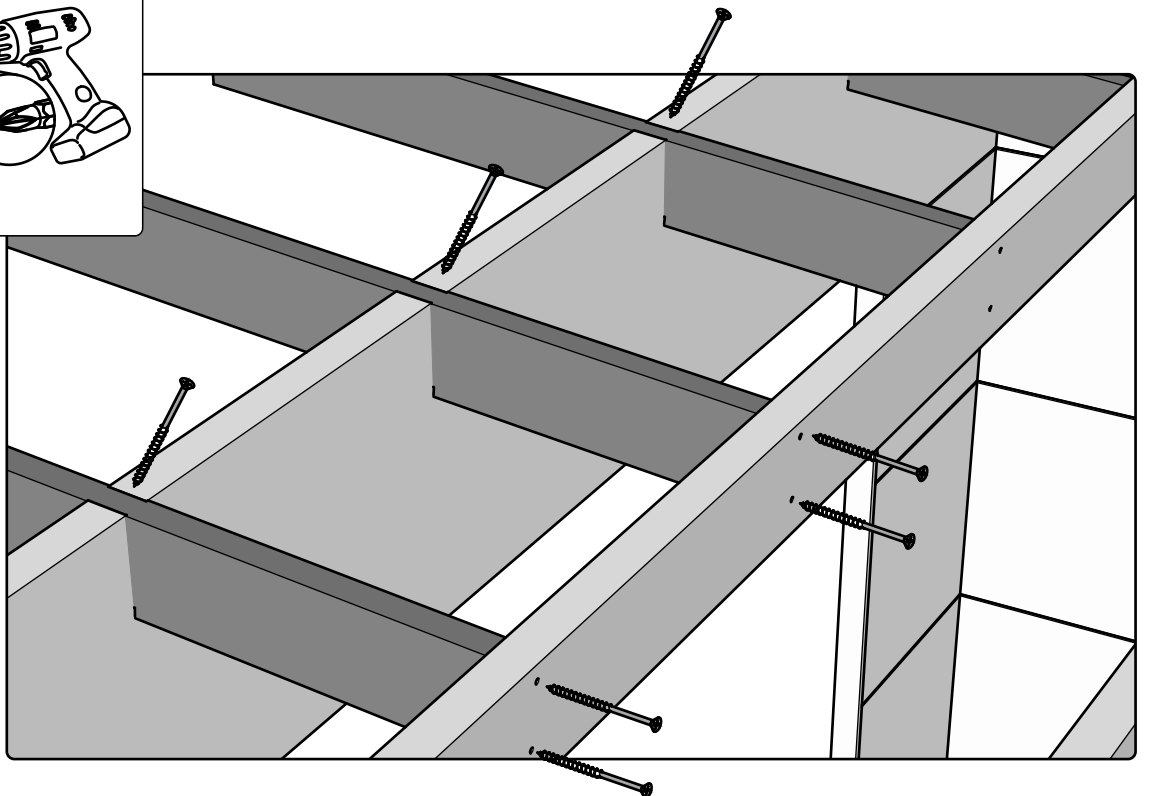

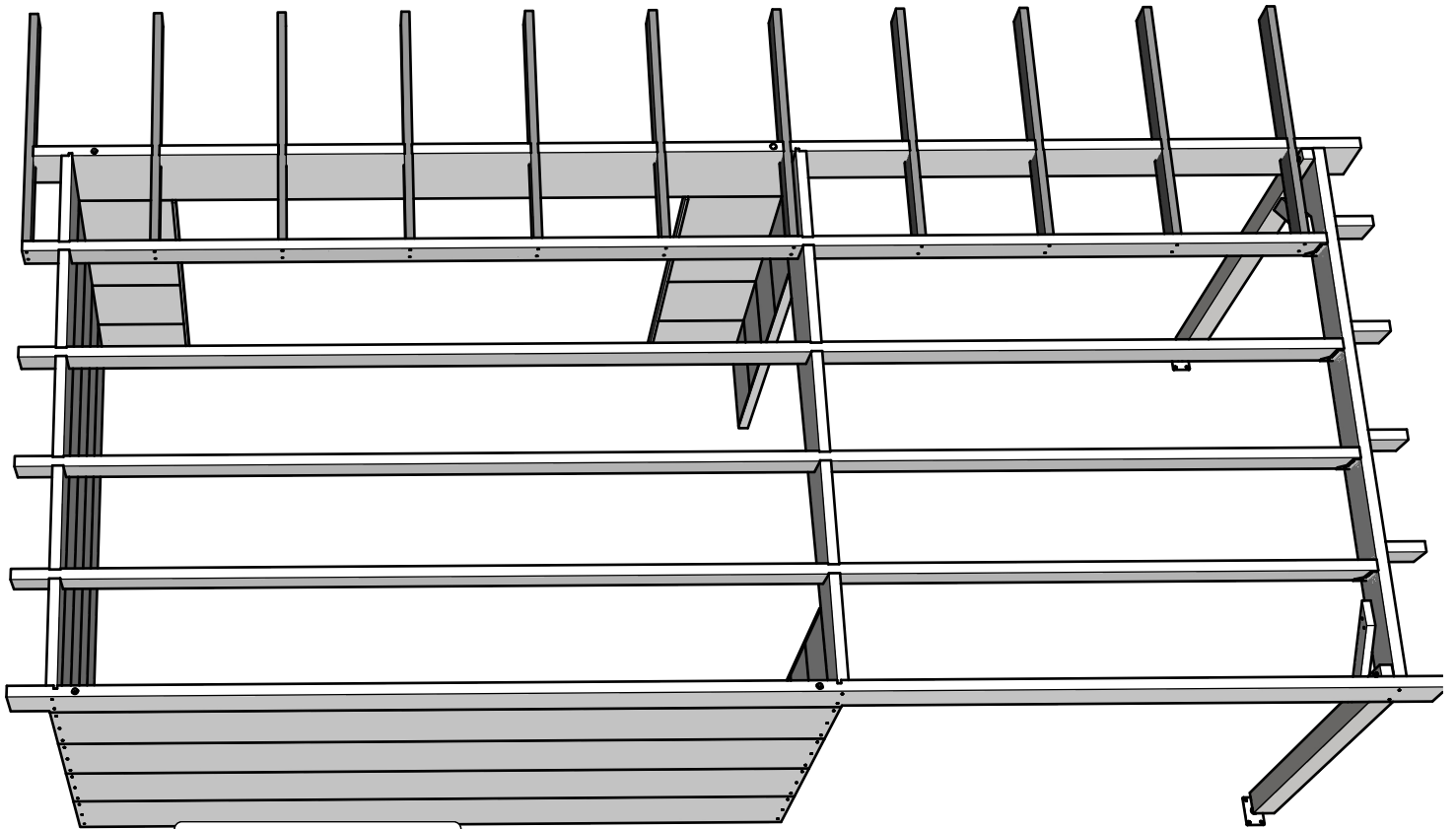
Positions: 20, 21



33 x (QKRPP6x120Zn)

20


21 !

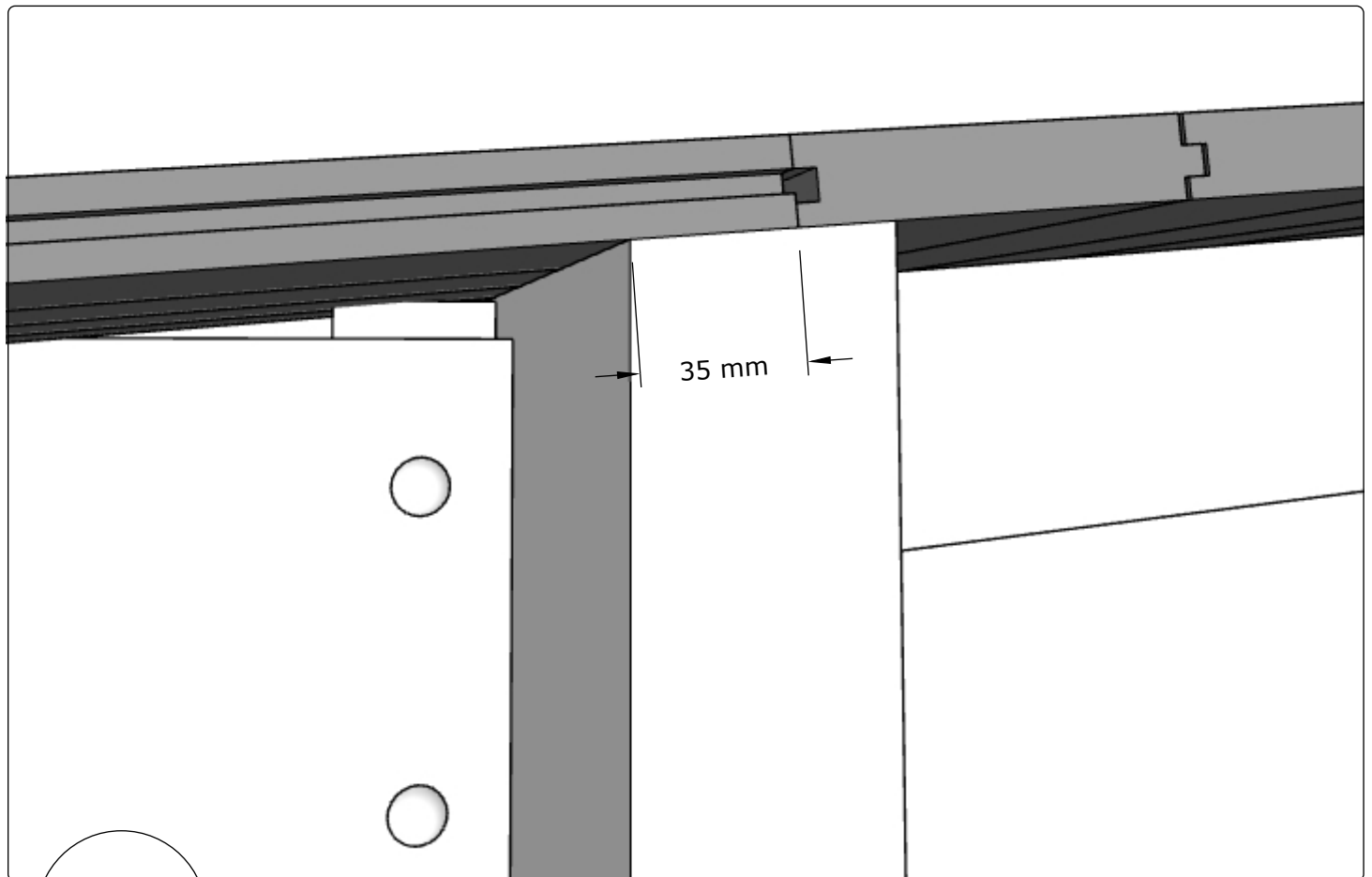
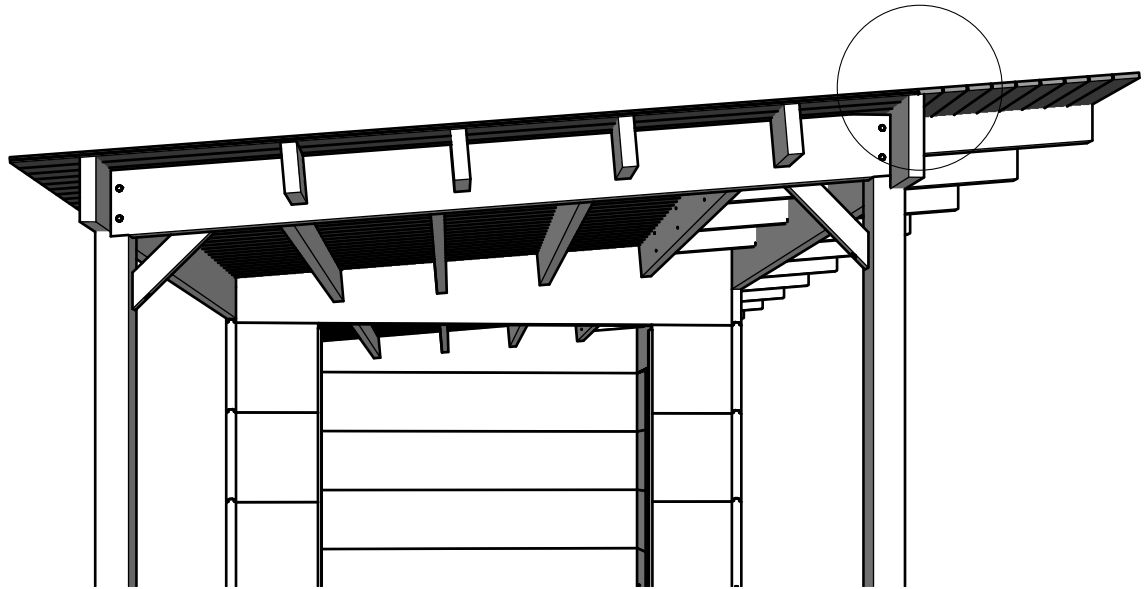


16

Plan: 7


Positions: 22, 23, 24, 25, 26

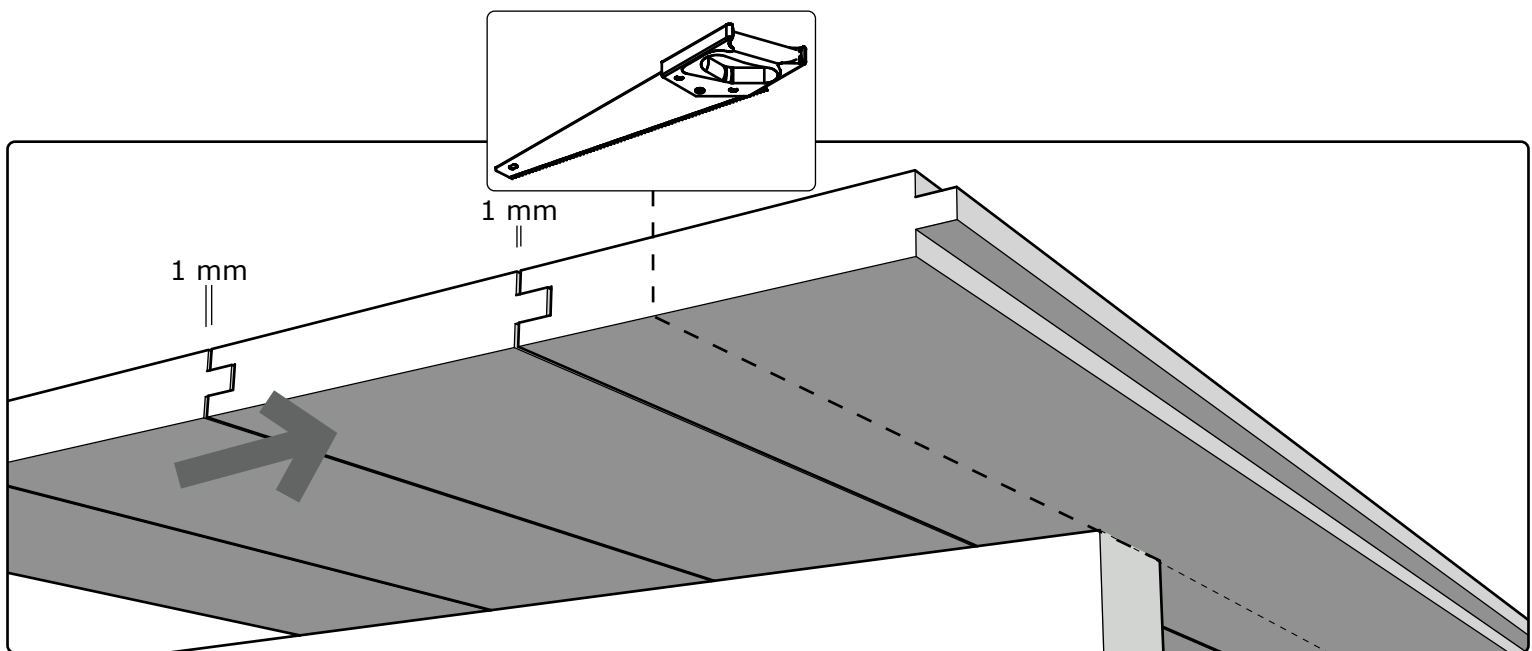
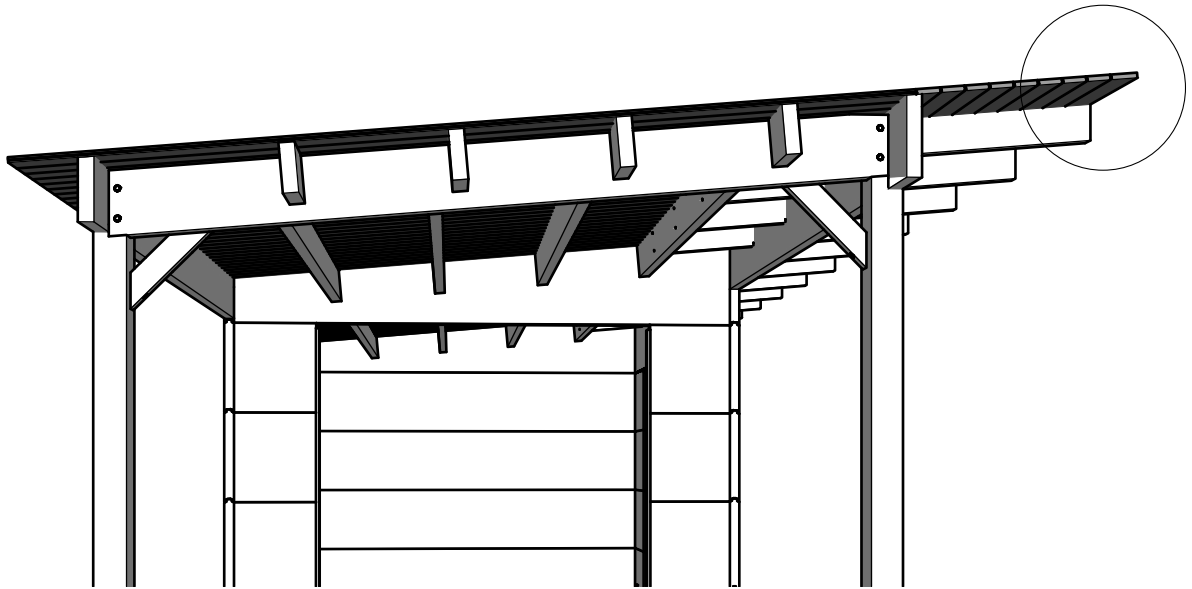
 720 x (QNA2\_2x50Zn)



Plan: 7


Positions: 22, 23, 24, 25, 26

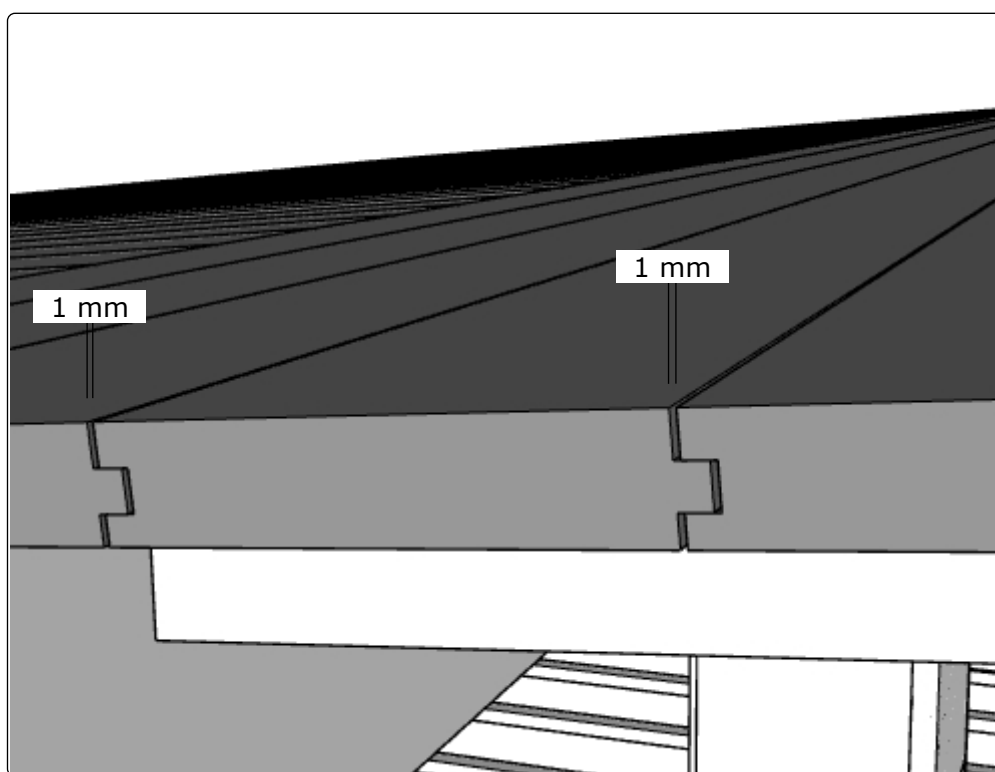
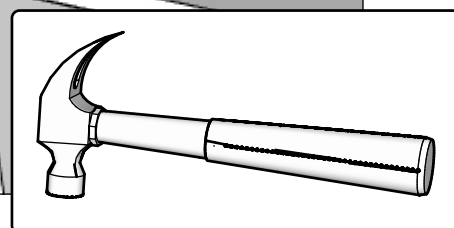
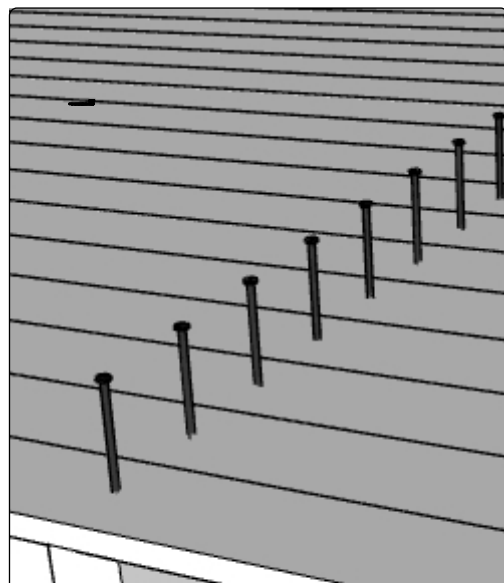
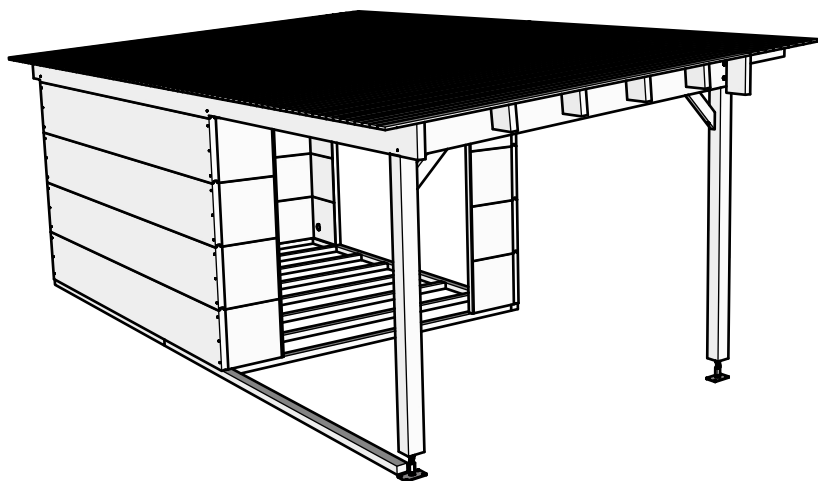
 720 x (QNA2\_2x50Zn)



Plan: 7


Positions: 22, 23, 24, 25, 26

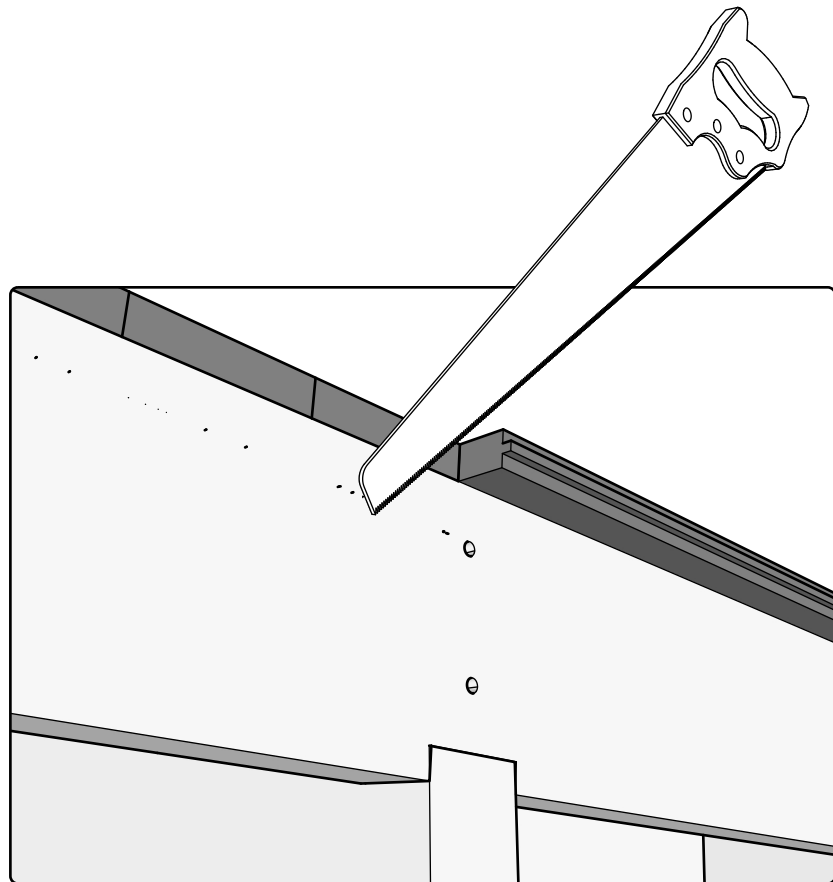
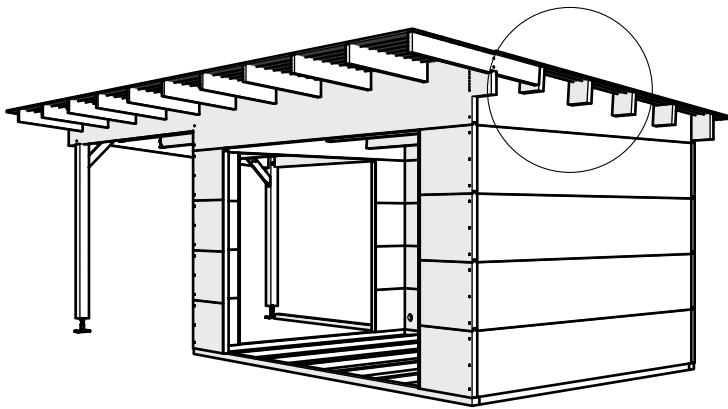
 720 x (QNA2\_2x50Zn)



Plan: 7


Positions: 22, 23, 24, 25, 26

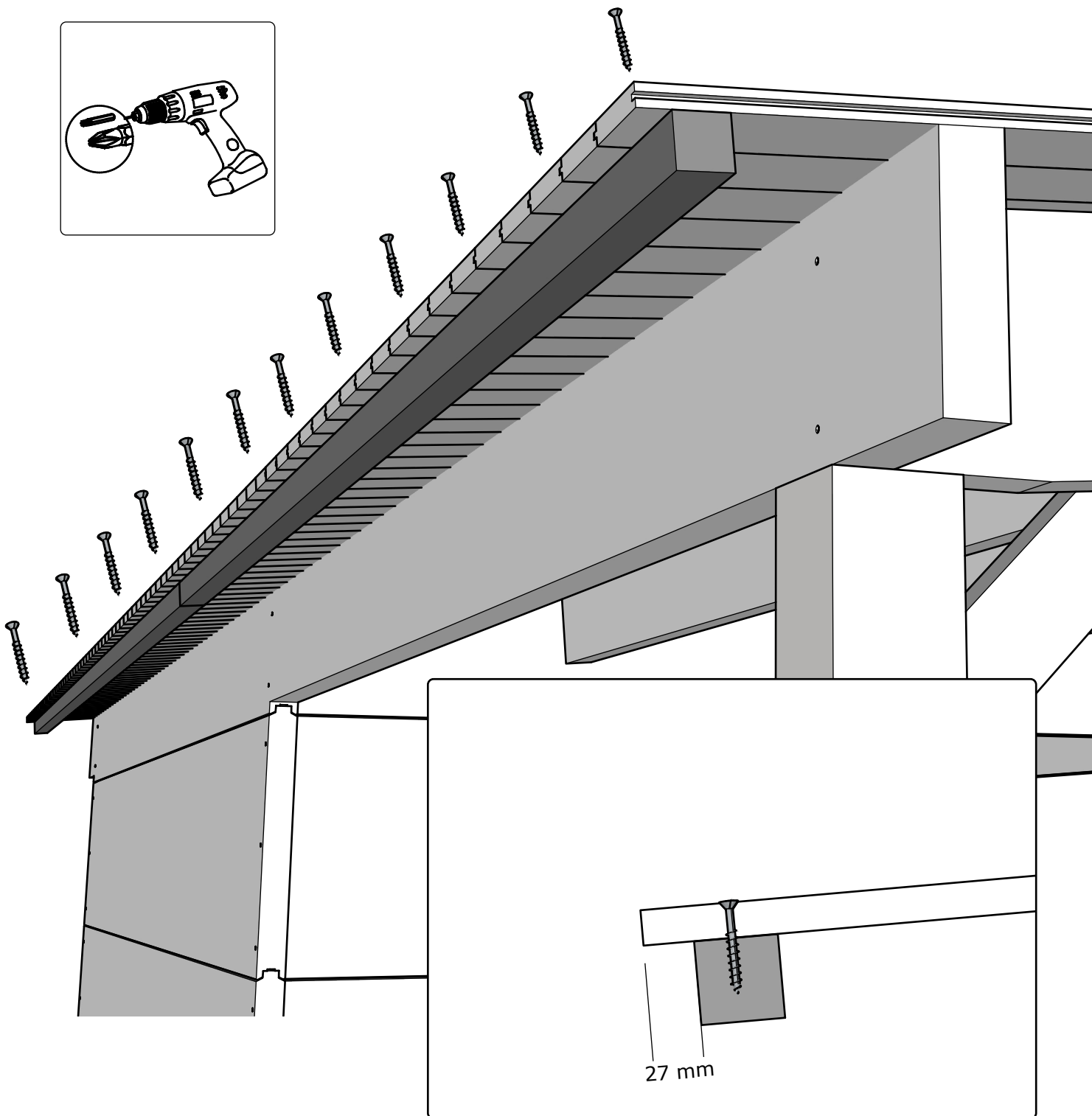

 720 x (QNA2\_2x50Zn)



Plan:


Positions: 35, 36

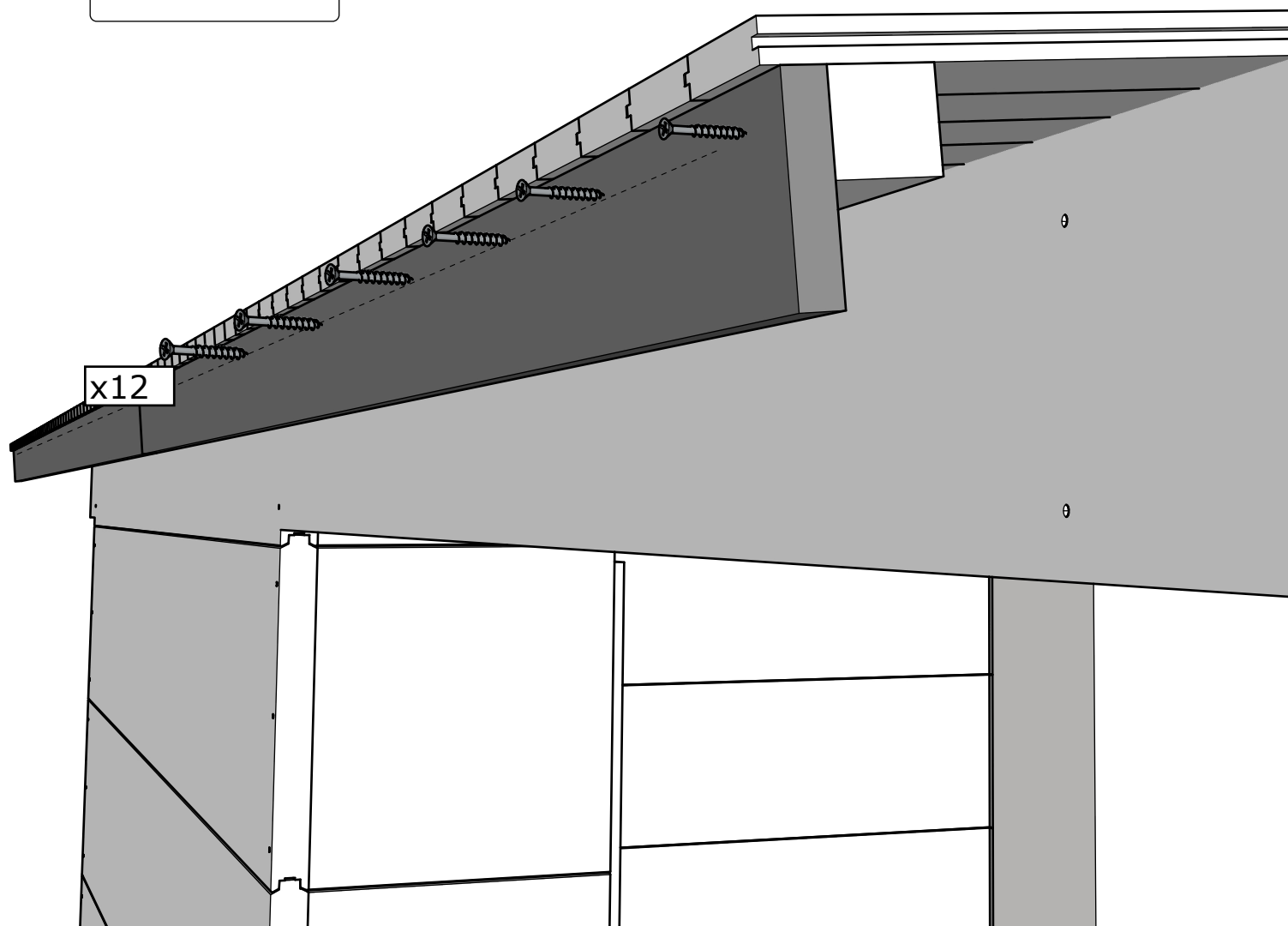

 12 x (QKRPP4\_5x50Zn)



Plan:


Positions: 30, 34

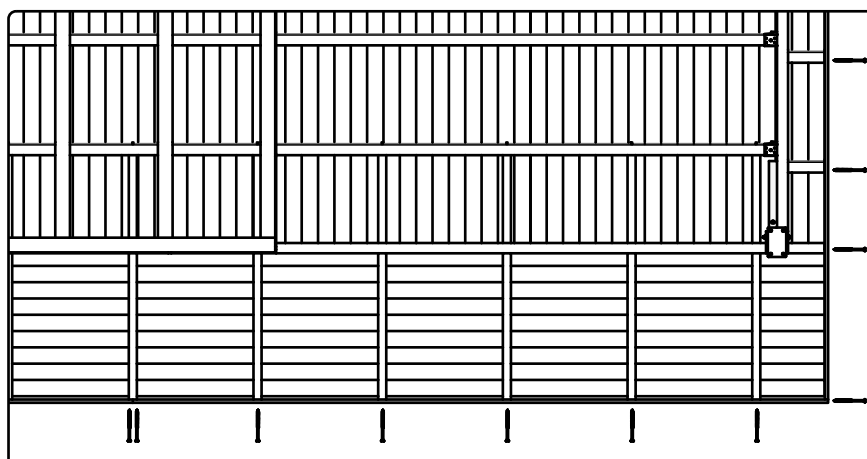
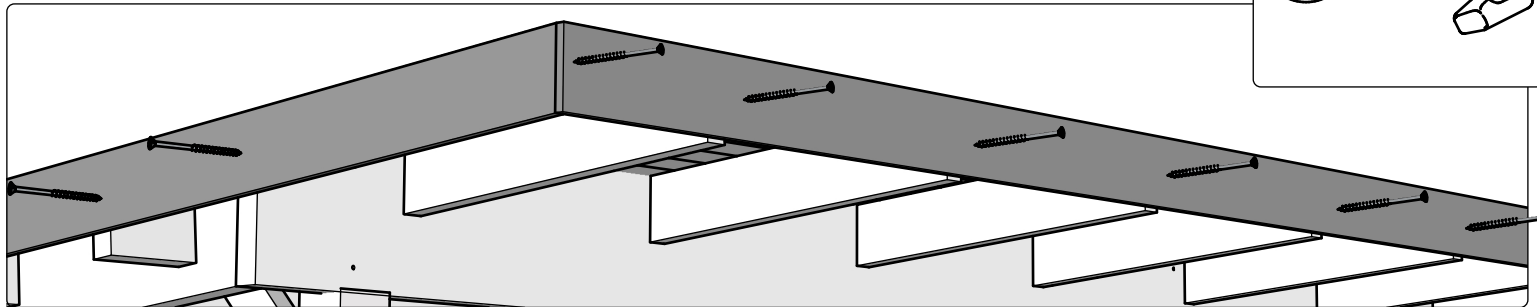
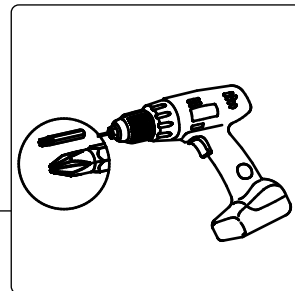
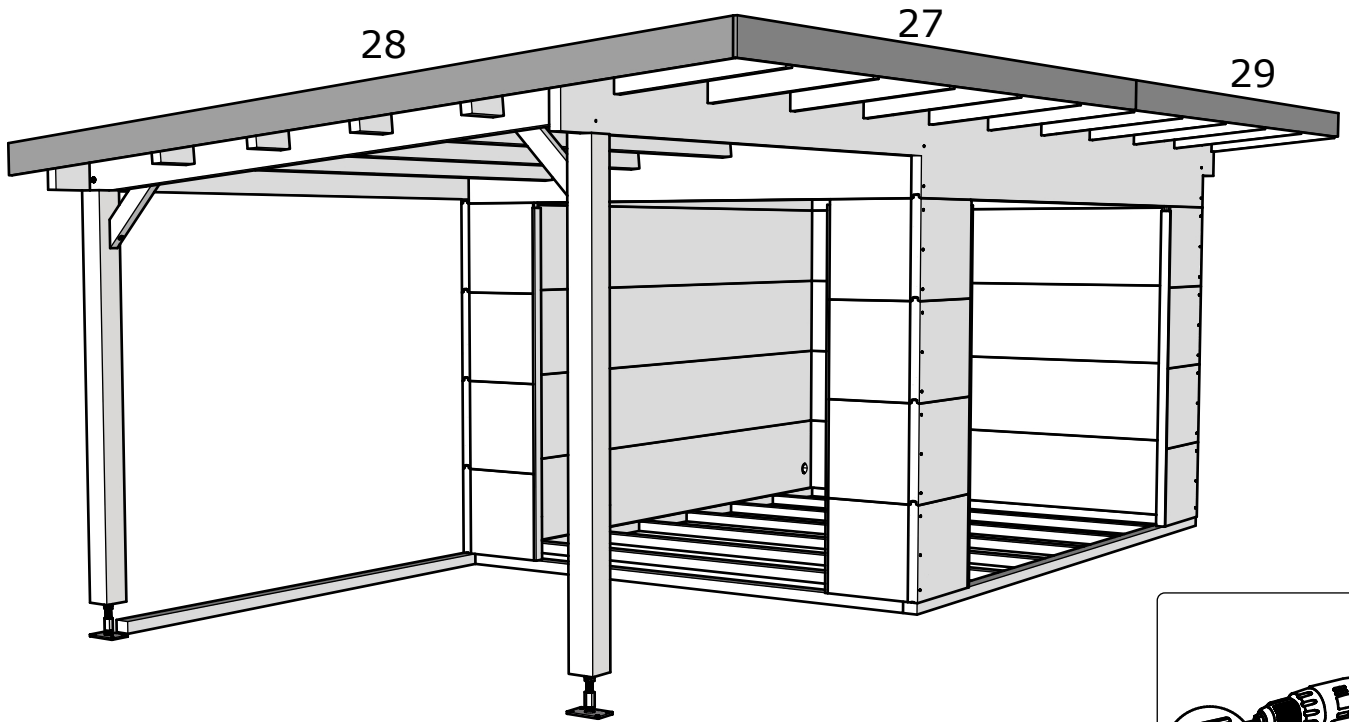
 12 x (QKRPP4\_5x50Zn)



Plan:

Positions: 27, 28, 29

 18 x (QKRPP4\_5x50Zn)

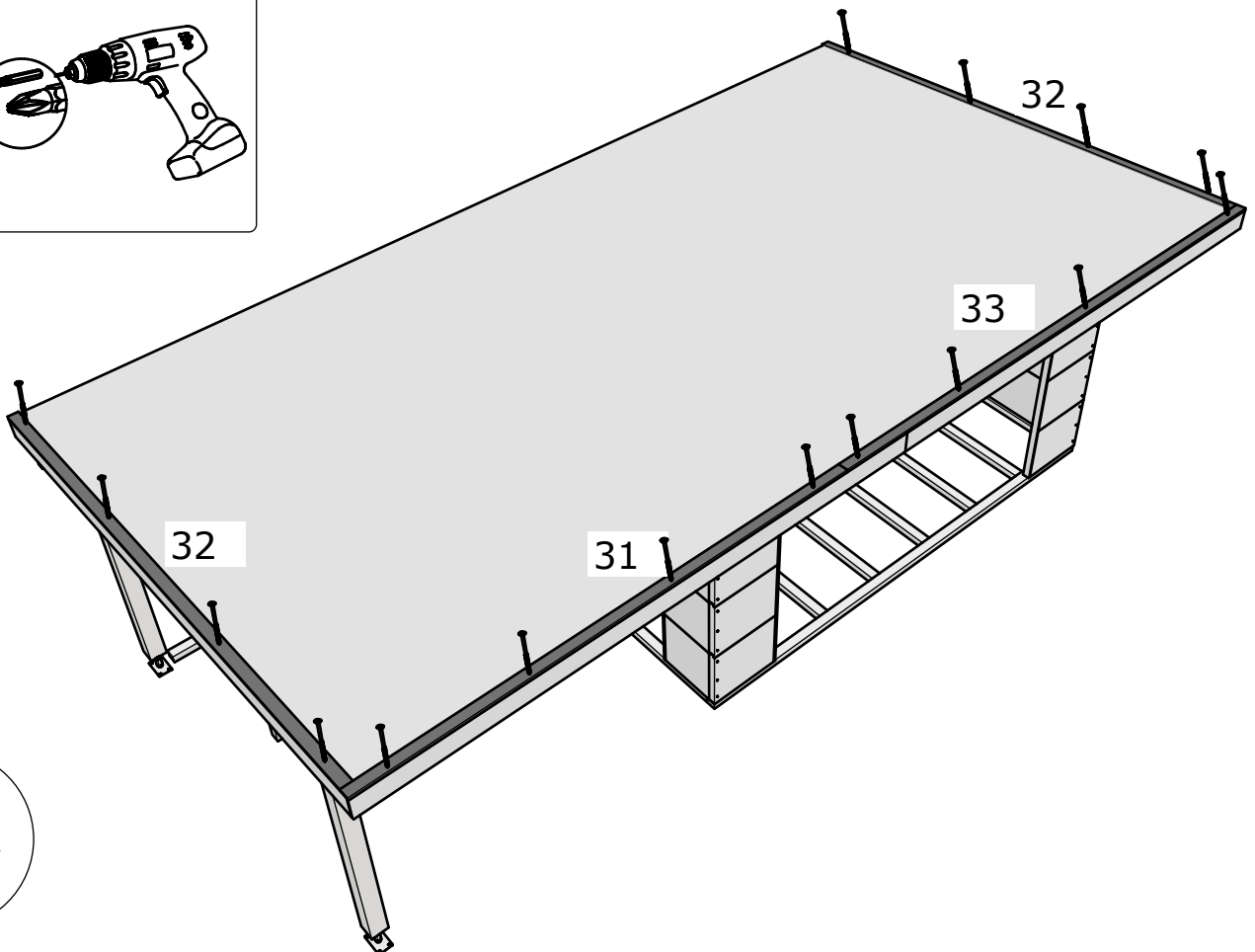

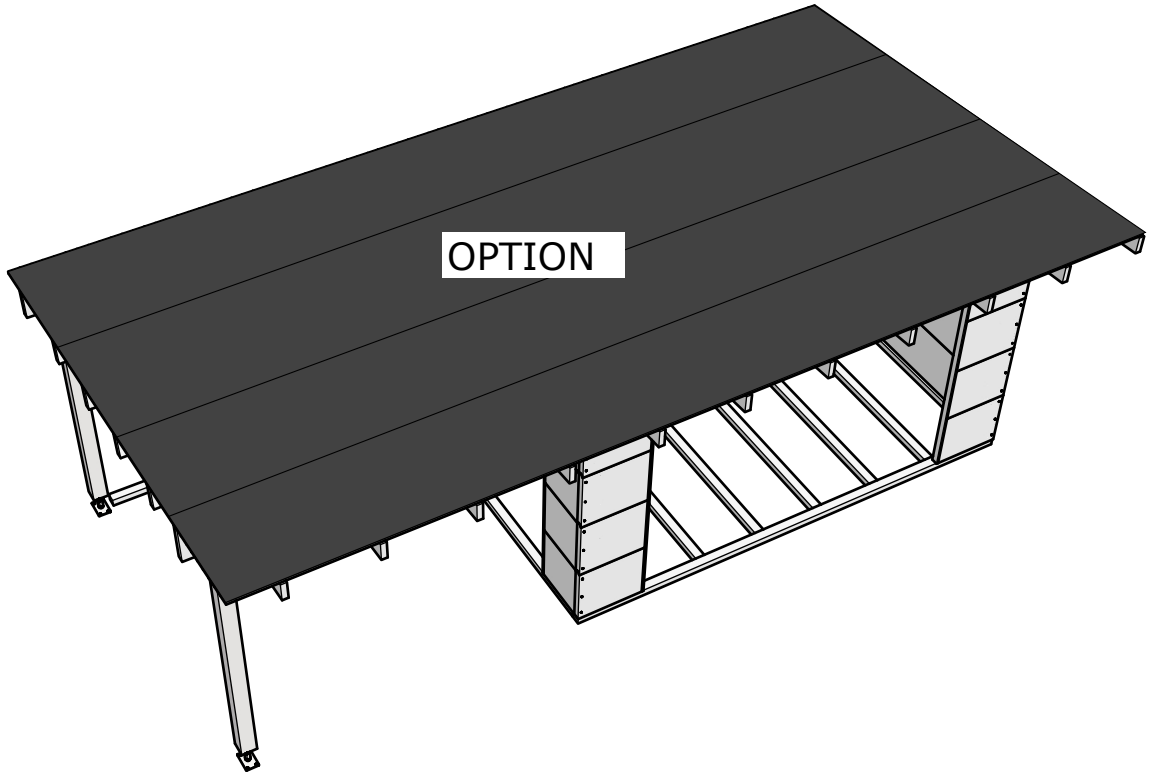


Plan:

Positions: 31, 32, 33




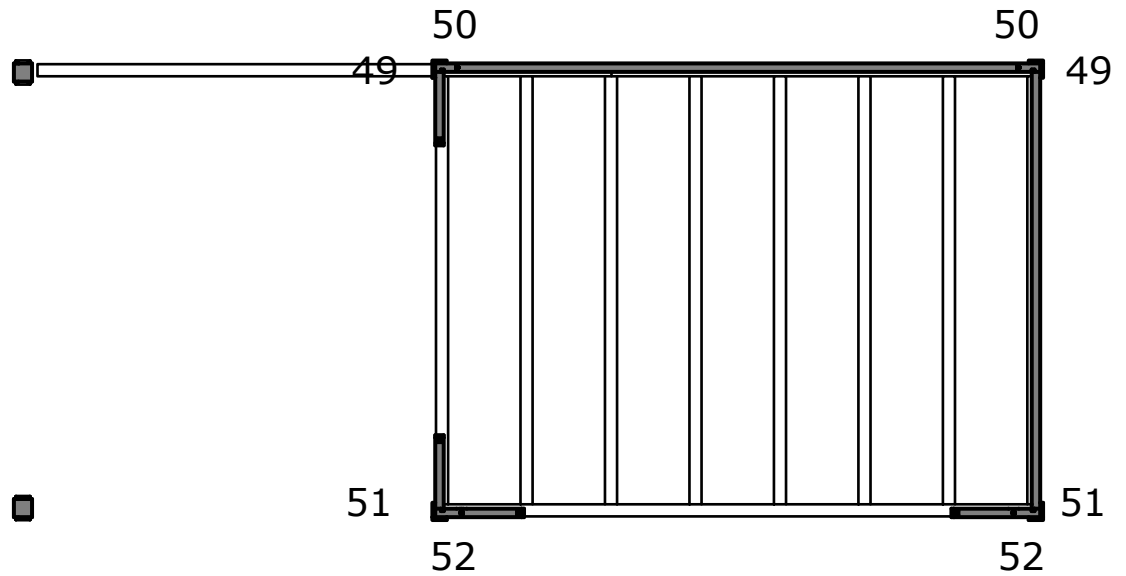

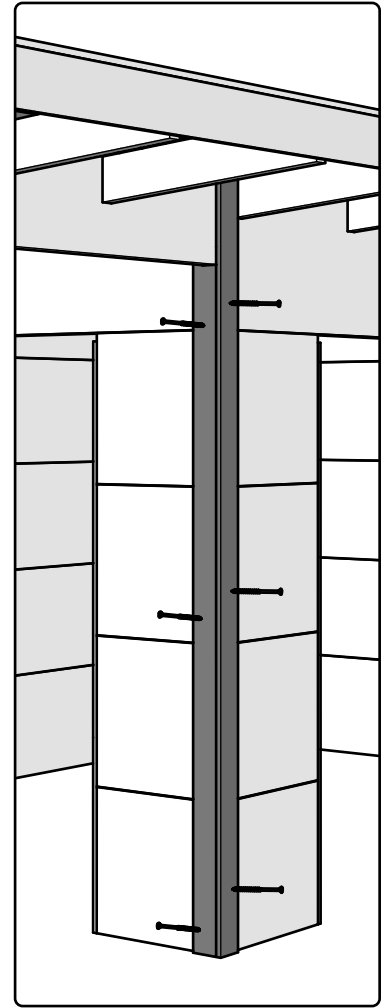
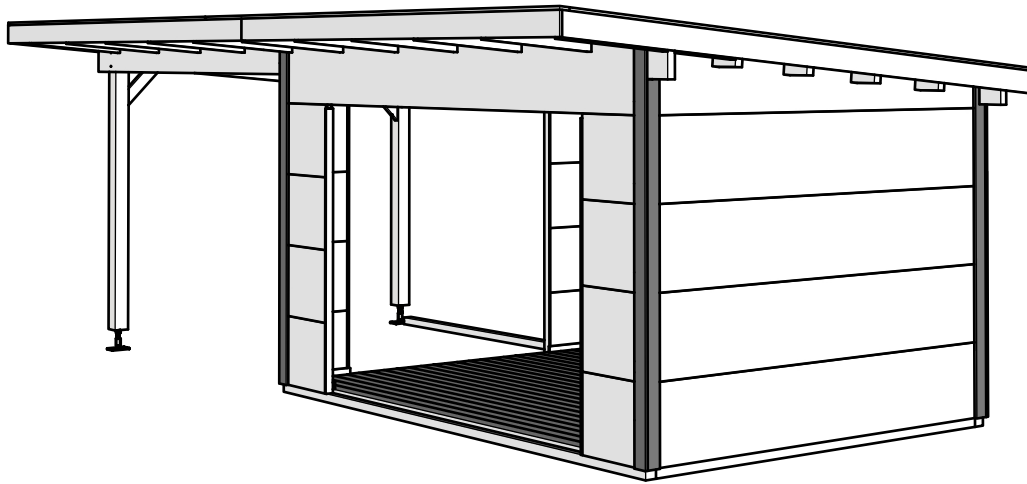
16 x (QKRPP4\_5x50Zn)



Plan:

Positions: 49, 50, 51, 52

 24 x (QKRPP4\_5x50Zn)



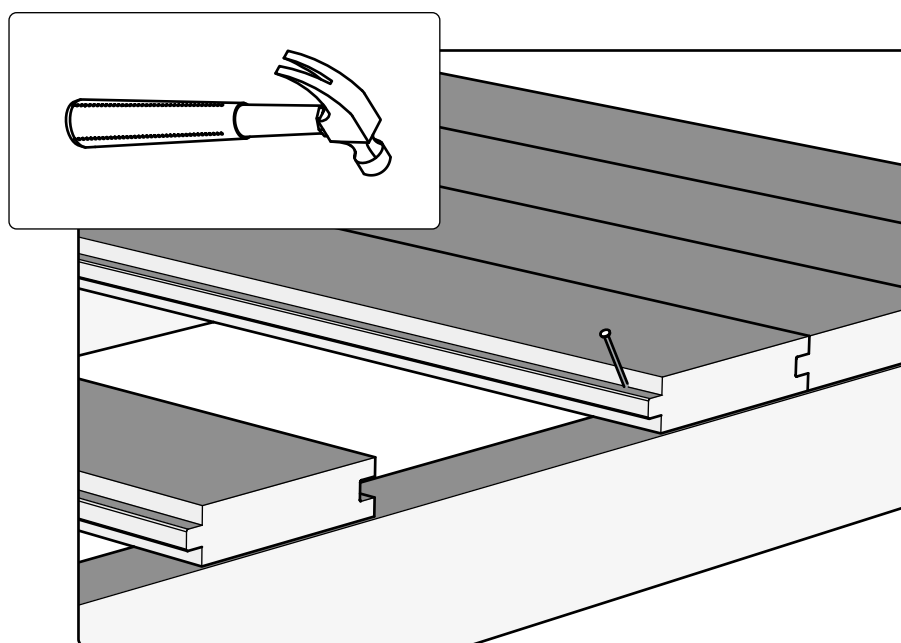
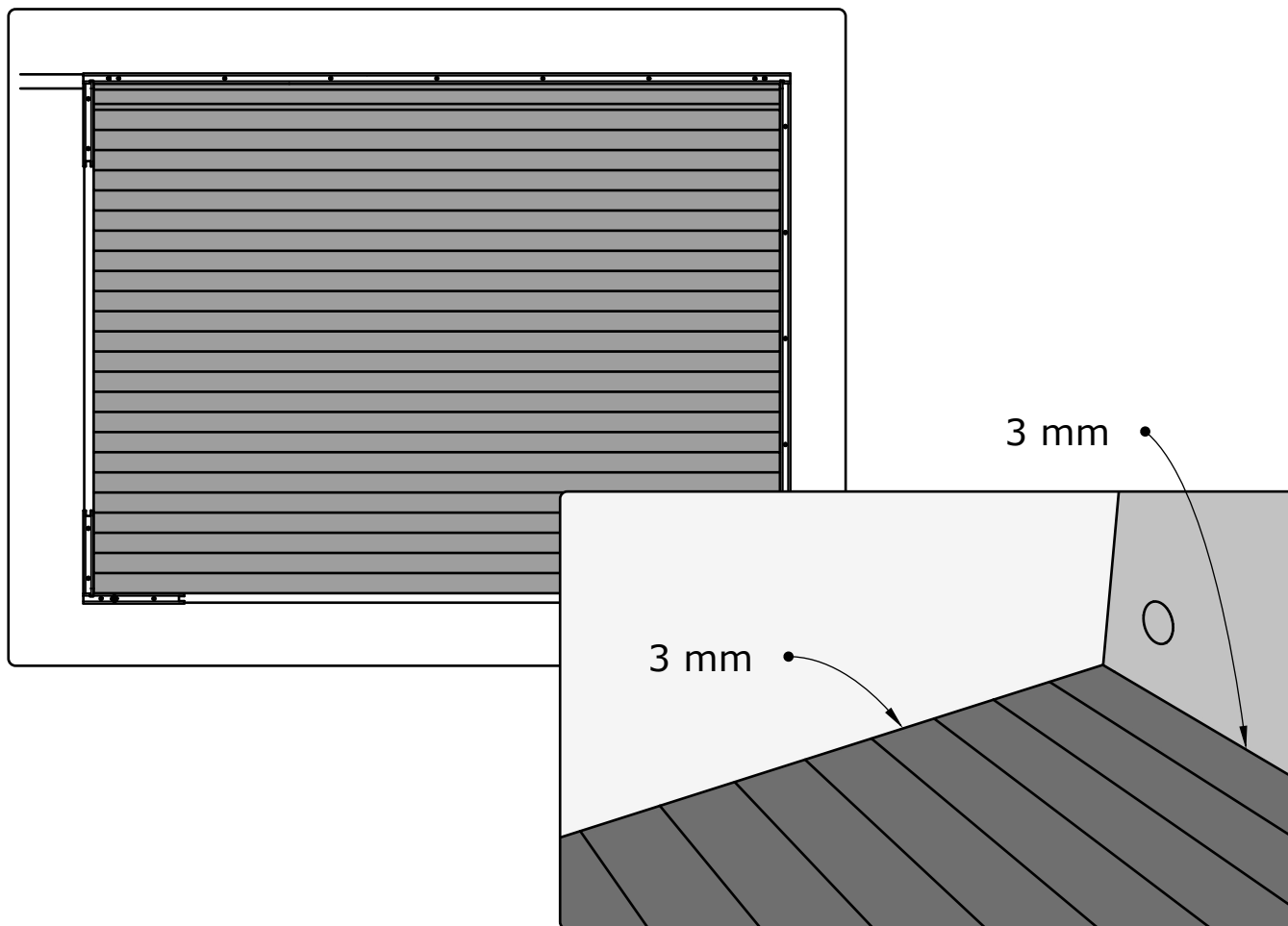
25

Plan:

Positions: 39



210 x (QNA3X70Zn)



Plan:

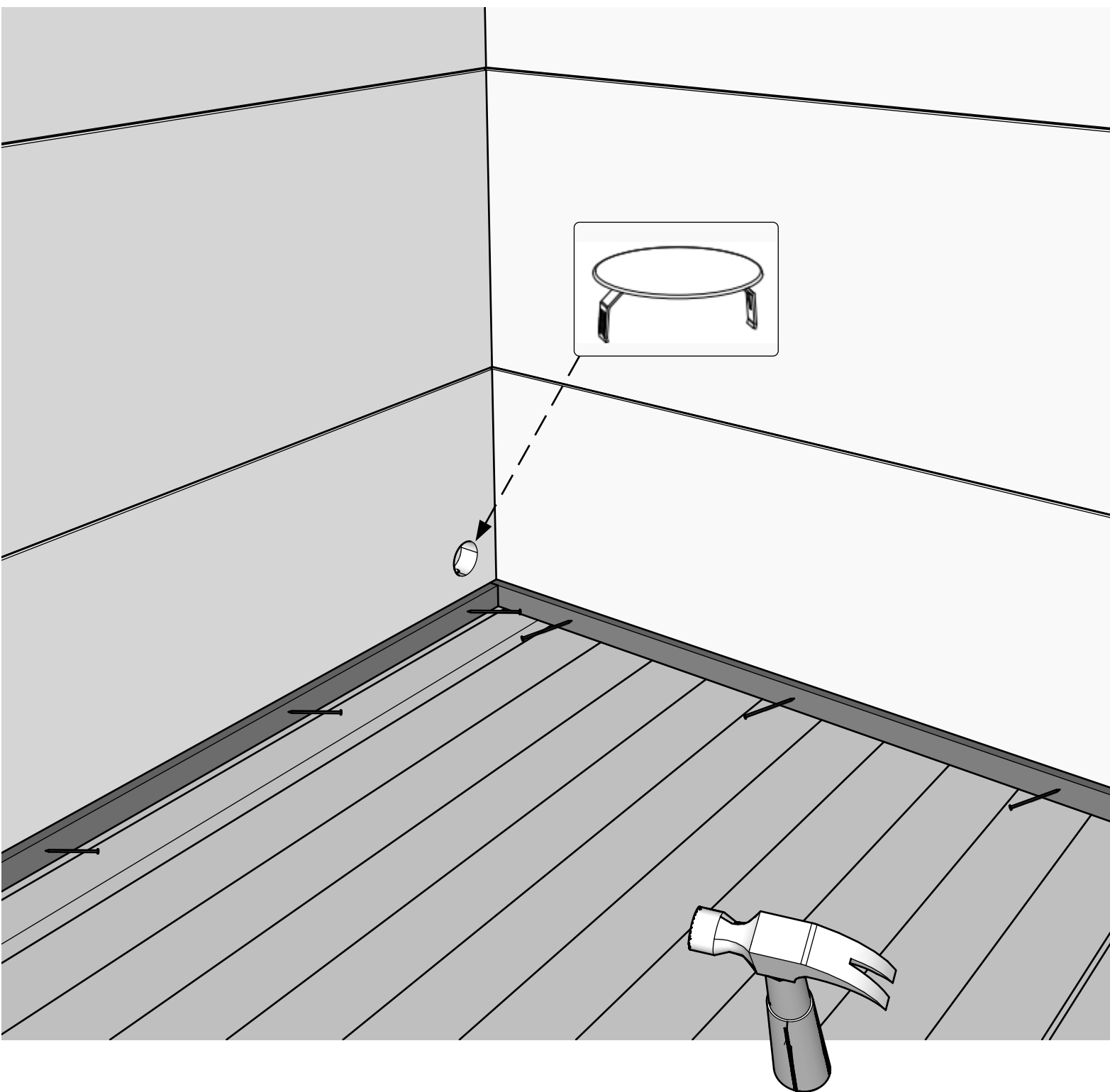
Positions: 43, 44



90 x (QNA1\_4x40Me)





x 4




Plan: 8

Positions:

 12x (QKRYP5x40Zn)

 6 x (QNU50X65X130Zn)

 6 x (QKRP4\_5x50Zn)

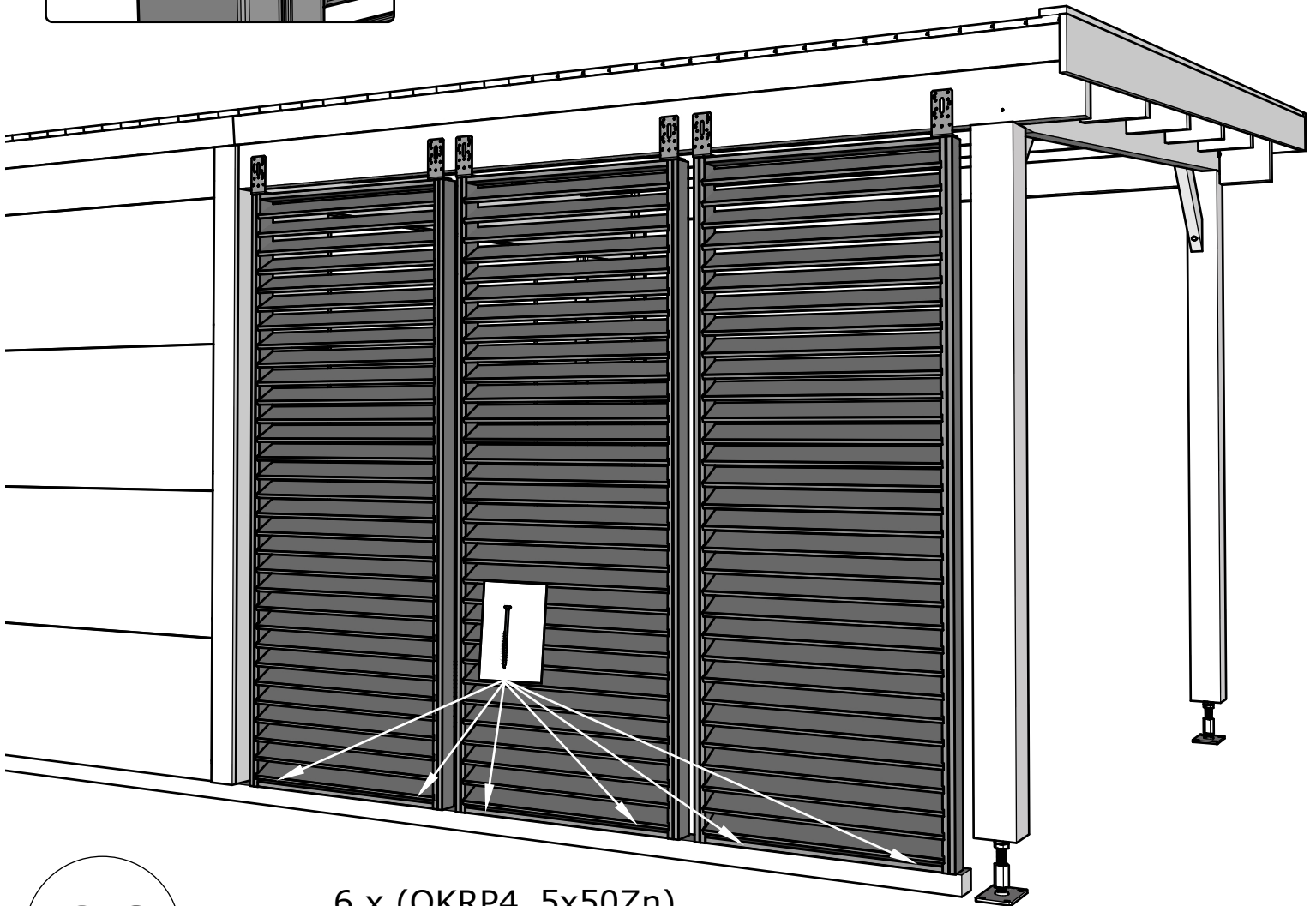
 12 x (QKRYP3\_5x16Zn)

 6 x (QKRKK8x30Zn)

 1 x (QKRKK8x30Zn)

 2 x (QKRYP5x40Zn)

 2 x (QKRYP3\_5x16Zn)



6 x (QKRP4\_5x50Zn)

